



# Construction

rossi.com





# Construction


Rossi ranks amongst the top players in the design and manufacture of a wide range of **gearmotors, planetary gear reducers and electric motors** for most Construction applications.

With the know-how and experience acquired over 70 years we offer the market a comprehensive range of products designed to meet the most demanding needs in the Construction Market.

We provide customized and technologically advanced solutions for a wide range of applications, such as **Building Maintenance Units, tower cranes, concrete and asphalt mixers, drill rig drives** and many others, to meet the growing needs of an industry that requires high quality, reliability and flexibility.



# Construction site



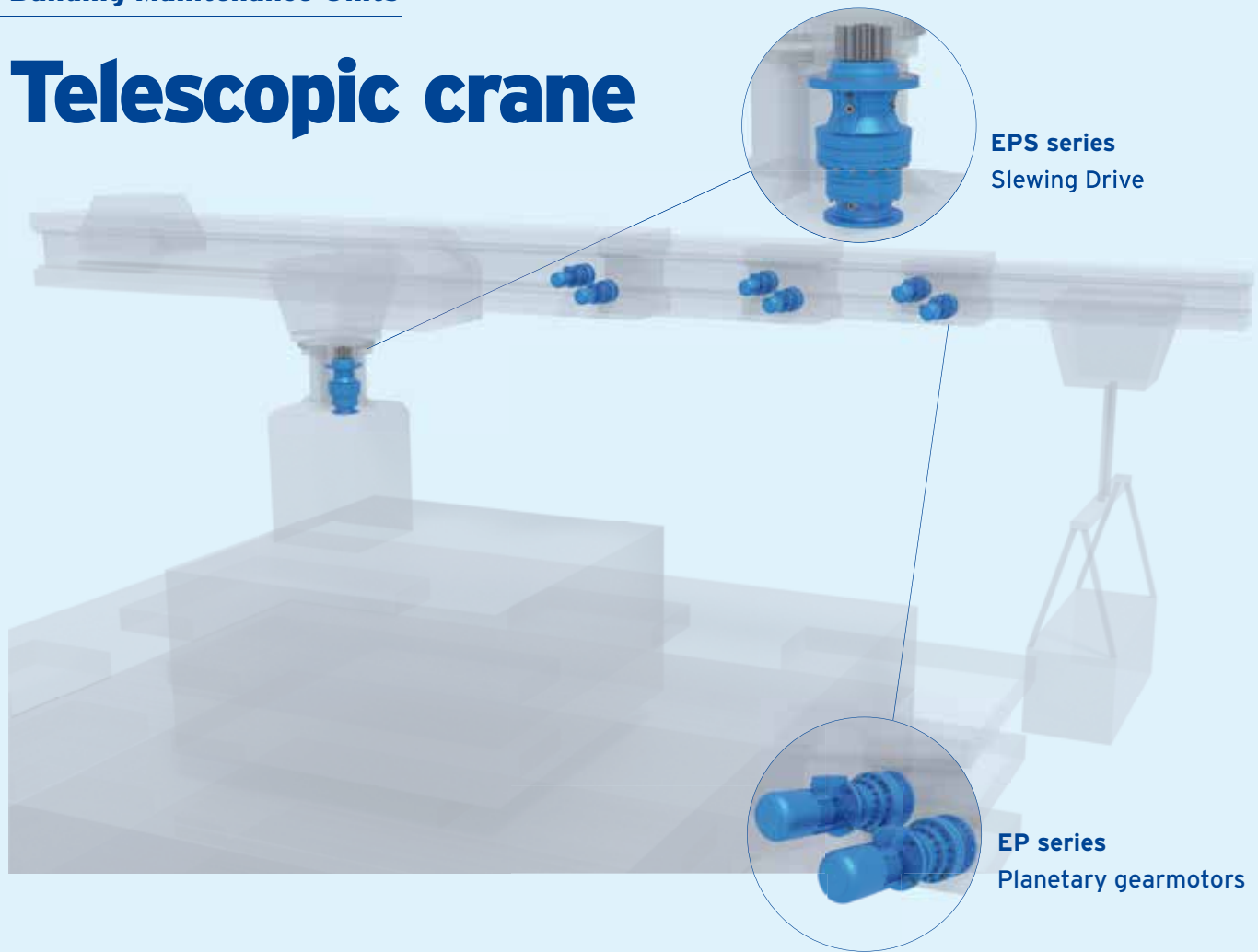





Scan the QR code to  
watch the video




# Telescopic crane



# Lifting cradle

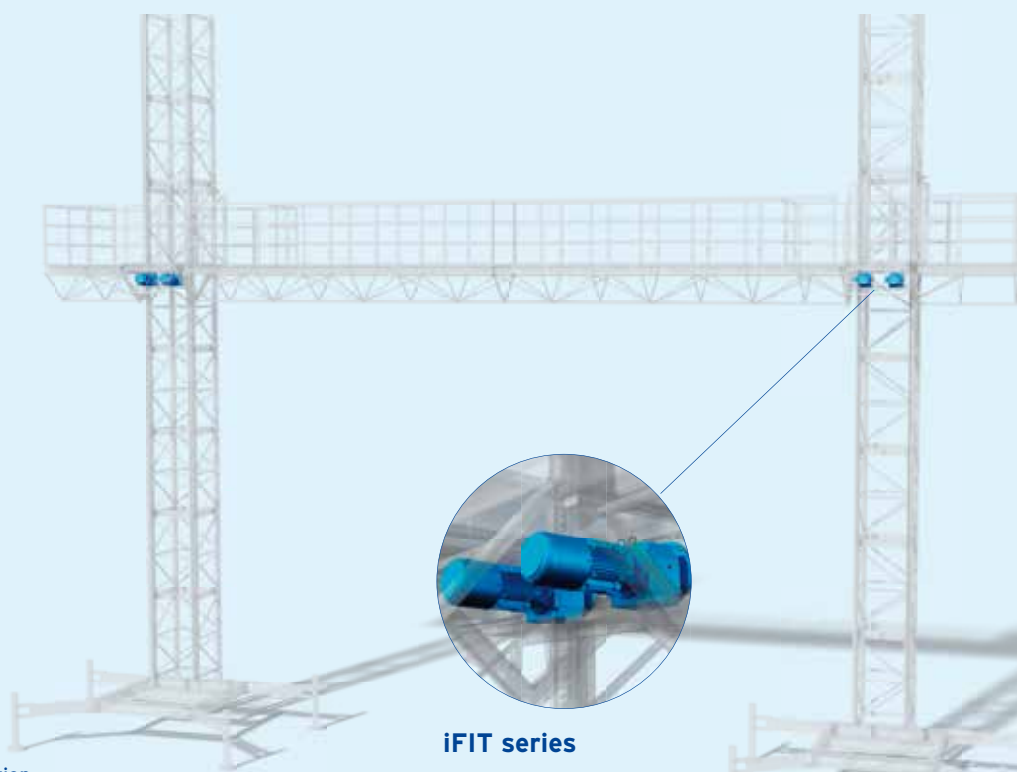


# Compact crane



**EPS series**  
Slewing Drive

# Rack & Pinion Hoists



**iFIT series**  
Helical inline gearmotors

# Tower crane

**Trolley winch**



**A series**  
Worm gearmotors

**Winch**

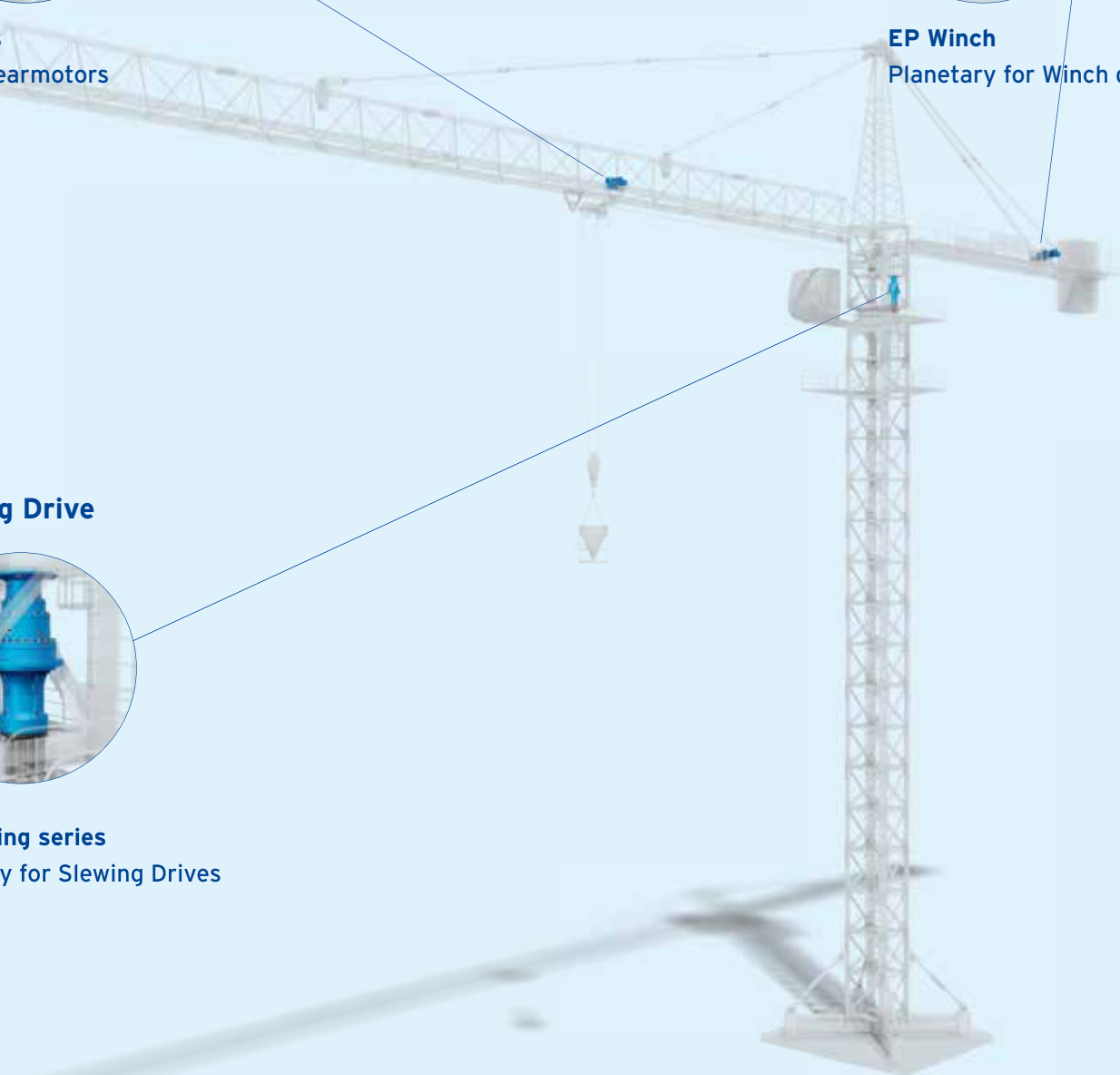


**EP Winch**  
Planetary for Winch drives

**Slewing Drive**

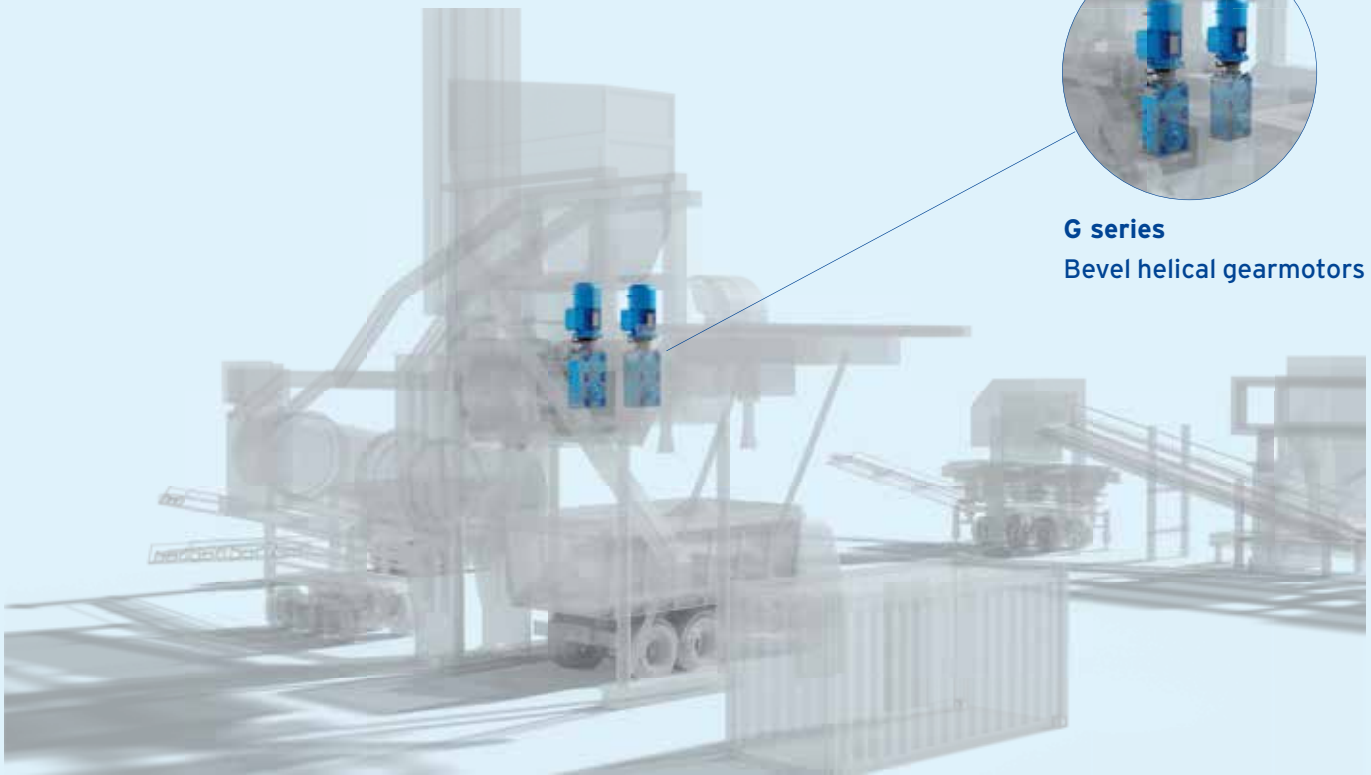


**EP Slewing series**  
Planetary for Slewing Drives






# Asphalt mixer



**G series**  
Bevel helical gearmotors

# Concrete mixer



**EP series**  
Planetary gearmotors

### EP Series

#### Planetary gear reducers & gearmotors

24 sizes 001 ... 3,000

Nominal torque ( $T_{N2}$ ) up to 26,550,000 lb in

Transmission ratio ( $i_N$ ) 3.55 ... to unlimited

##### Features

- Multiple input stages in inline or right angle configurations
- Modular design
- Suitable with NEMA, IEC motors or hydraulic input
- Final stage gear set case carburized & ground with nitriding on internal sun gears
- Cylindrical spur gear with ground profile
- GLEASON spiral bevel gear pairs with ground profile
- Very compact size
- Wide range of accessories and non-standard designs
- Low backlash, enhanced stiffness and heavy duty bearings as a standard
- Improved lubrication system over competitor brands
- Wide range of hydraulic brakes
- Optional synthetic oil

##### Benefits

- Easy and functional flange, foot, or shaft-mounting design
- High torque transmitted
- Extended range of transmission ratios



### EP Slewing Series

#### Planetary Slewing drives

Specific drives for slewing applications with the same Features and Benefits of our high quality EP Planetary Series Reducers.

10 sizes 007 ... 250

Nominal torque ( $T_{N2}$ ) up to 3,540,000 lb in

Transmission ratio ( $i_N$ ) 12.5 ... 2,800

##### Additional features

- 10 modular slew drive gear size reducers with 3 output reinforced support configurations: dual pilot flanged (R), dual pilot compact (S) and single pilot front flanged (H)

##### Additional benefits

- Wide choice of the drives allows the highest performance of cost-efficient solutions
- Same wide range of options for the EPS line as our standard EP line



## Combined EP Series

### Planetary gear reducers & gearmotors

24 sizes 001 ... 3,000

Nominal torque ( $T_{N2}$ ) up to 26,000,000 lb-in

Transmission ratio ( $i_N$ ) according to Customer's requirements

#### Features

- Planetary drives combined with other Rossi products to optimize performances on a broad spectrum of application needs
- Possible combinations with standard Rossi series using the planetary drives with worms, coaxial, helical and helical bevel drives and gearmotors

#### Benefits

- Easy customization to meet customer needs
- Flexibility and adaptability to specific application needs
- Interchangeability



## G Series

### Helical & bevel helical gear reducers & gearmotors

20 sizes 40 ... 401

Nominal torque ( $T_{N2}$ ) up to 900,000 lb in

Transmission ratio ( $i_N$ ) 2 ... 160

#### Features

- Universal Monoblock cast Iron or Ductile Iron housing suitable for horizontal and vertical mounting with integral feet and all faces machined for flexible mounting
- Monoblock housing for high structural stiffness
- Wide range of sizes and ratios
- Suitable to be equipped with large NEMA & IEC motors
- Extended center to center distance for crane & hoisting applications
- Case hardened and hardened gear pairs
- Ground and Carburized gearing
- GLEASON spiral bevel gear pairs with ground profile

#### Benefits

- Easy and functional shaft-mounting design
- Minimum maintenance requirements
- High performance and greater reliability
- Strength and reliability for heavy duty applications



### iFIT Series

#### Helical inline gearmotors

8 sizes iC 27 ... iC 97

Nominal torque ( $M_{N2}$ ) up to 30,000 lb in

Transmission ratio ( $i_N$ ) 3.4 ... 290



### iFIT Series

#### Bevel helical gearmotors

7 sizes iO 37 ... iO 97

Nominal torque ( $M_{N2}$ ) up to 32,300 lb in

Transmission ratio ( $i_N$ ) 5.4 ... 197



### iFIT Series

#### Parallel shaft helical gearmotors

8 sizes iP 27 ... iP 97

Nominal torque ( $M_{N2}$ ) up to 43,100 lb in

Transmission ratio ( $i_N$ ) 3,77 ... 281,71



#### Features

- Fully interchangeable with market standards
- 100% Italian manufacturing
- Full range with robust cast iron housing
- Gear precision as per DIN/ISO/AGMA 6 or better
- New IE2, IE3 compact electric motors
- High quality sealing solutions
- Round shaped, smooth housing surface
- Higher Torque than competitor brands

#### Benefits

- "Plug & Play" with no re-engineering costs
- Superior quality, minimum maintenance
- High performance and reliability: minimum deformation, no gearing misalignment, no vibration, and low noise level
- Energy saving, low noise level, reduced backlash
- Premium efficiency, long lifetime and no oil leakage
- Wash down capability.
- Up to 12% higher torque ratings than market standard



## A Series

### Worm gear reducers & gearmotors

14 sizes 32 ... 250

Nominal torque ( $T_{N2}$ ) up to 71,000 lb in

Transmission ratio ( $i_N$ ) 7 ... 16,000

#### Features

- Universal mounting with integral feet on the housing and B14 flanges
- Rigid and precise cast iron single piece housing
- Forced ventilation for high thermal power dissipation (size > 100)
- Worm wheels made of nickel bronze with high performance capability. High load capacity and wear resistance
- Wide range of accessories and non-standard designs

#### Benefits

- Universal mounting positions
- High performance and reliability
- Smooth and precise running, reduced and constant backlash
- Extremely quiet and constant performance even in the hardest applications



## E Series

### Coaxial gear reducers & gearmotors

16 sizes 32 ... 180

Nominal torque ( $T_{N2}$ ) up to 90,000 lb in

Transmission ratio ( $i_N$ ) 4 ... 6,300

#### Features

- Universal mounting with lower/upper feet and B5 flange integral to the housing
- Rigid and precise cast iron monobloc housing
- Helical toothed gear pairs with ground profile
- Wide range of sizes
- Final stage pinion with 3 bearings for increased torque capacity

#### Benefits

- Longer life
- Minimum maintenance requirements
- High performance and greater reliability
- Strength and reliability for heavy duty applications





### TX Series

Premium line electric asynchronous three-phase motors and brake motors

Sizes - IEC frames 63 to 315

Horsepower capacity 1/8 to 150HP

2, 4, 6 or 8 Pole motors available

#### Features

- IEC standard motors
- Protection: IP 55 standard, up to IP 66 on request
- IE3 Energy efficiency
- Standard and safety brake (AC, DC)
- Optional executions available (encoders, axial cooling, etc.)

#### Benefits

- Compactness and flexibility
- Suitable for running with inverter
- Reduced environmental impact and energy saving



### dDrive Inverter Series

Decentralized Drive

dDrive Inverter Series

Sizes A, B, C

Supply Voltage 3x200V AC...480V AC  
280V DC...680V DC

Rated current 1.7A...16.5A

#### Features

- Decentralized Frequency Inverter
- Designed for Rossi IE2, IE3 electric motors
- Aluminum Housing IP 65
- Sensorless Vector Control
- Safe Torque Off (STO)
- Configurable I/O's board and internal PLC
- A large number of field buses available
- Bluetooth Interface

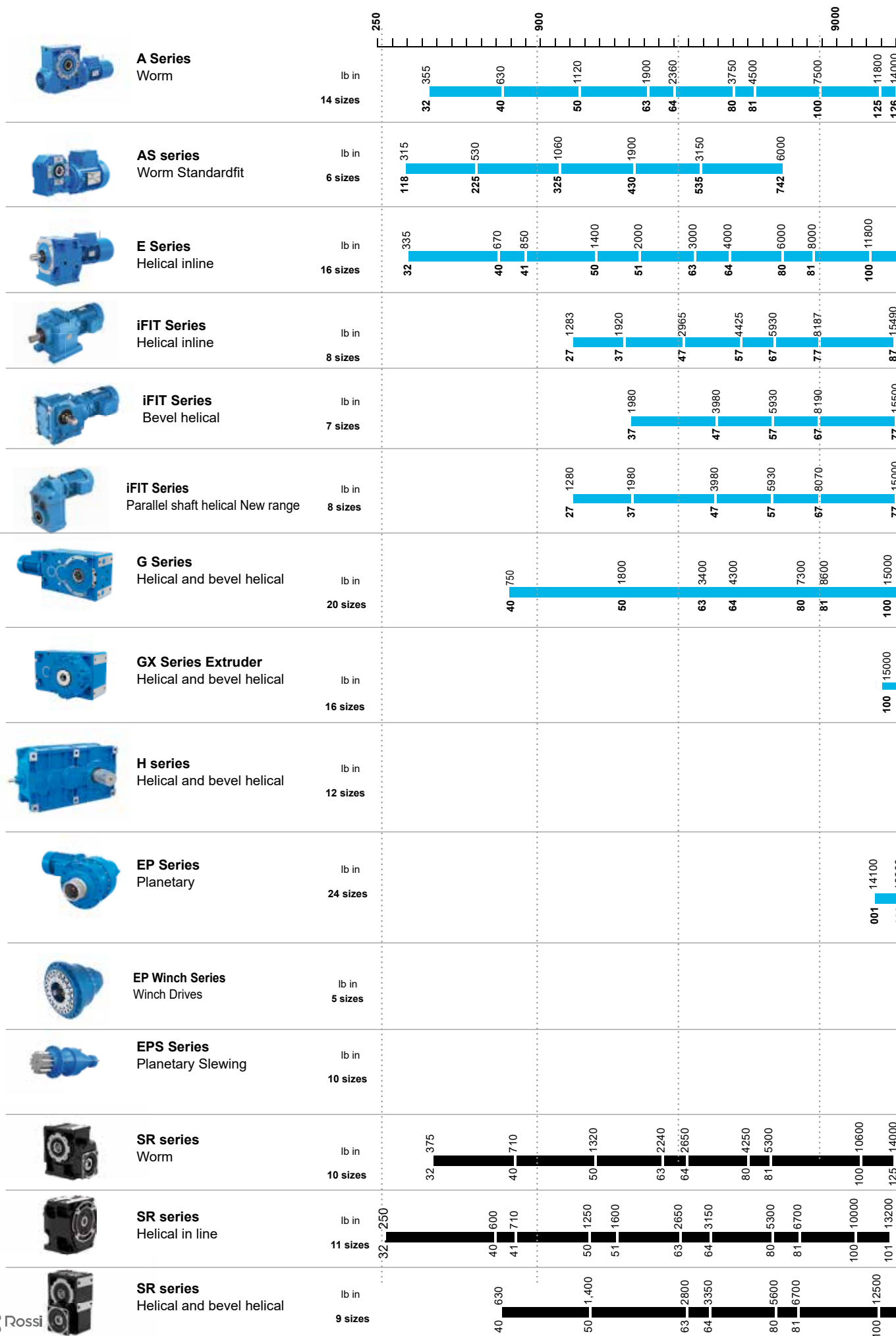
#### Benefits

- Reduced electric cabinet dimension and cooling systems
- Compact solution of inverter, motor, and gearbox
- Suitable for hard environmental operating conditions
- No need of motor encoder for speed control
- High Safety Performance Level (up to PL E)
- To develop your own dedicated control functions
- Ease integration with existing automation controllers
- Fast and smart inverter parametrization access



# dDrive











**BUILDING MAINTENANCE UNIT  
G SERIES**



**CONCRETE MIXER  
EP SERIES**



**BUILDING MAINTENANCE UNIT  
EP SERIES**

**We deliver  
reliable  
solutions  
worldwide**



**ASPHALT MIXER  
G SERIES**



**BUILDING MAINTENANCE UNIT  
EP SERIES**





**ASPHALT MIXER  
G SERIES**




**CONCRETE MIXER  
EP SERIES**



**ANCE UNIT**



**TELESCOPIC CRANE  
EP SERIES**



**BUILDING MAINTENANCE UNIT  
EP & G SERIES**



# Solutions for an evolving industry

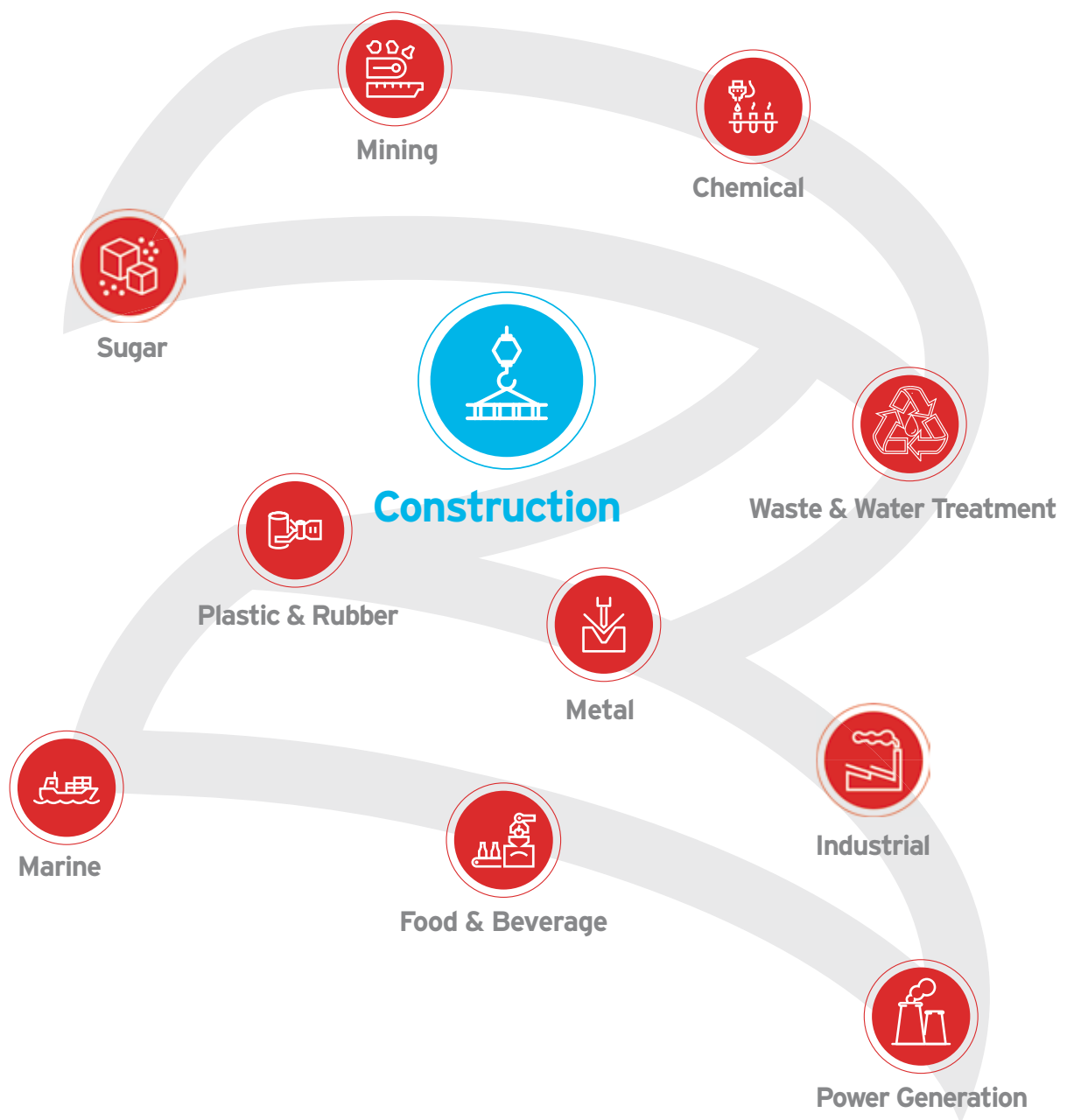
In the global marketplace, our customers, investors, partners value our products and services for two reasons: excellence and reliability. At Rossi, we utilize change as a strategic lever for our growth. "Solutions for an evolving industry" fully expresses our corporate philosophy: We are a flexible and

dynamic reality, able to satisfy all requirements of a continuously evolving industrial world, thanks to our innovative solutions.

- Cutting-edge manufacturing
- Specialized housing machining
- Extensive systematic controls
- Experience and know-how
- Excellence and innovation
- Reliable customer support.



# We have a solution for every segment



# Global presence local service



## Local support

Sales, customer service,  
technical support, spare parts



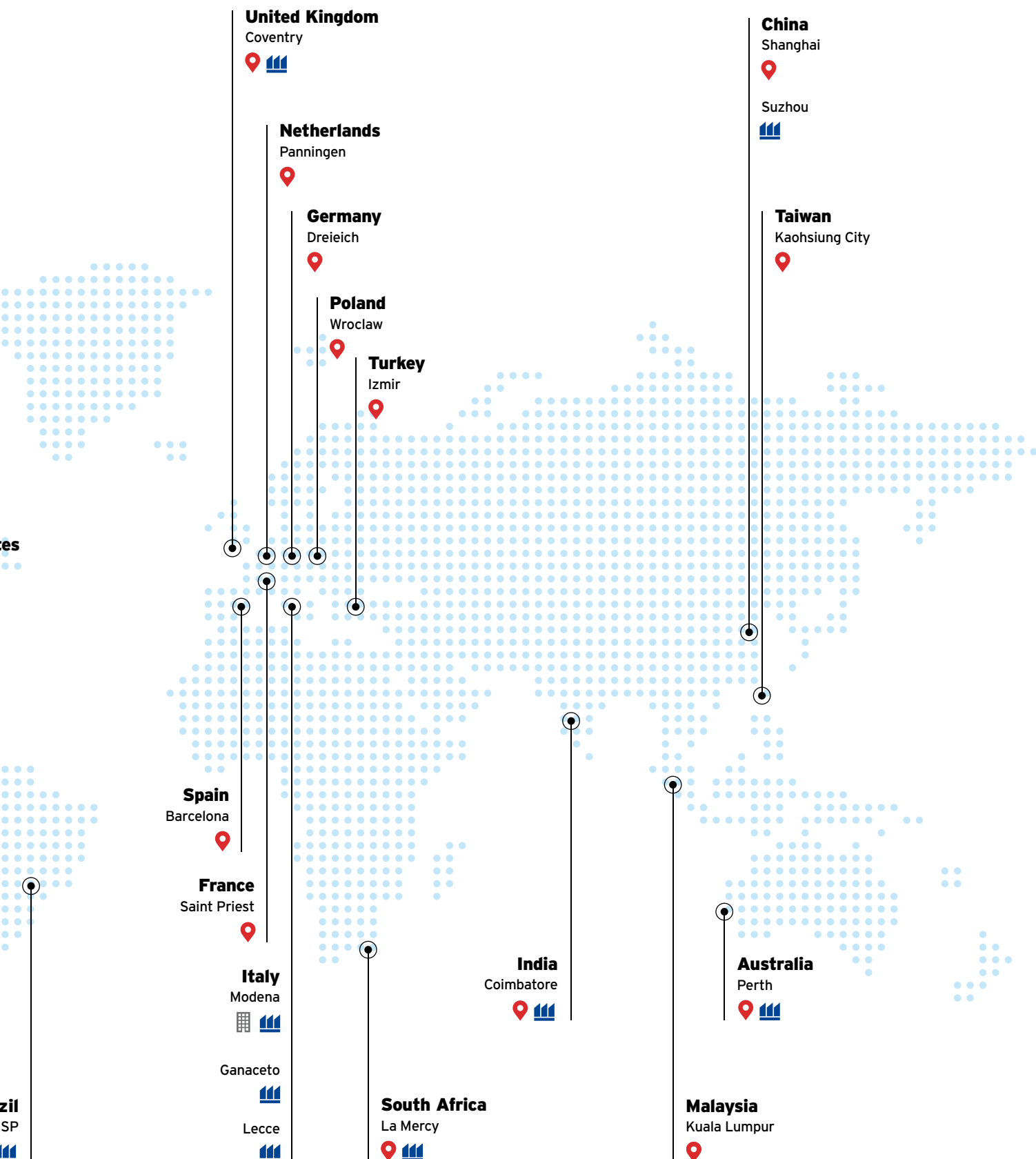
## 18 branches\*



## Worldwide distribution network\*



\*All contacts available on [www.rossi.com](http://www.rossi.com)





# Key figures



over

1000

people around  
the world



5000

customers  
worldwide



70

years of  
experience



50

million euros investments  
in new technologies and methodologies  
to improve manufacturing efficiency



18

affiliated  
companies



5

production  
facilities



8

assembly  
plants



18

authorized  
service centers

## After-sale service



Highly trained mechanics and support teams can ensure a fast and efficient after-sale service providing support worldwide.



Our new space is your gateway to a world of information, assistance, and seamless access to the solutions you need. Whether you're an end user, distributor, or OEM partner you will find a personalized area to explore and manage all things related to your Rossi products.

Visit us at  
[www.rossi.com](http://www.rossi.com)

# Quality

## 3 years warranty\*



Our drive is to innovate and boost operations by manufacturing performing, precise, reliable and high-quality products all over the world. We are always one step forward in offering and developing solutions that can satisfy an unlimited number of application needs, even in the most demanding conditions.

\* As per our warranty terms.

## System certifications

ISO  
9001:2015

ISO  
14001:2015

ISO  
45001:2023

## Product certifications



**BUREAU VERITAS**  
Marine & Offshore







Solutions for  
an evolving  
industry

**Rossi North America**  
3355 Martin Farm Road, Suite  
#400  
Suwanee, GA 30024

Phone - 1 800 931-2044  
Fax - 1 678- 288-3658

[info.northamerica@rossi.com](mailto:info.northamerica@rossi.com)  
[www.rossi.com/northamerica](http://www.rossi.com/northamerica)

© Rossi S.p.A. Rossi reserves the right to make any modification whenever to this publication contents.  
The information given in this document only contains general descriptions and/or performance features  
which may not always specifically reflect those described.

2627.BRO.CON-23.02-0-US