



# Marine

rossi.com





# Marine

Marine applications play a key role in the challenge for the energy transition. Sustainable solutions for the extraction and distribution of “traditional” raw materials, together with innovative techniques for the production of green energy, require specialized and goal-oriented teams.

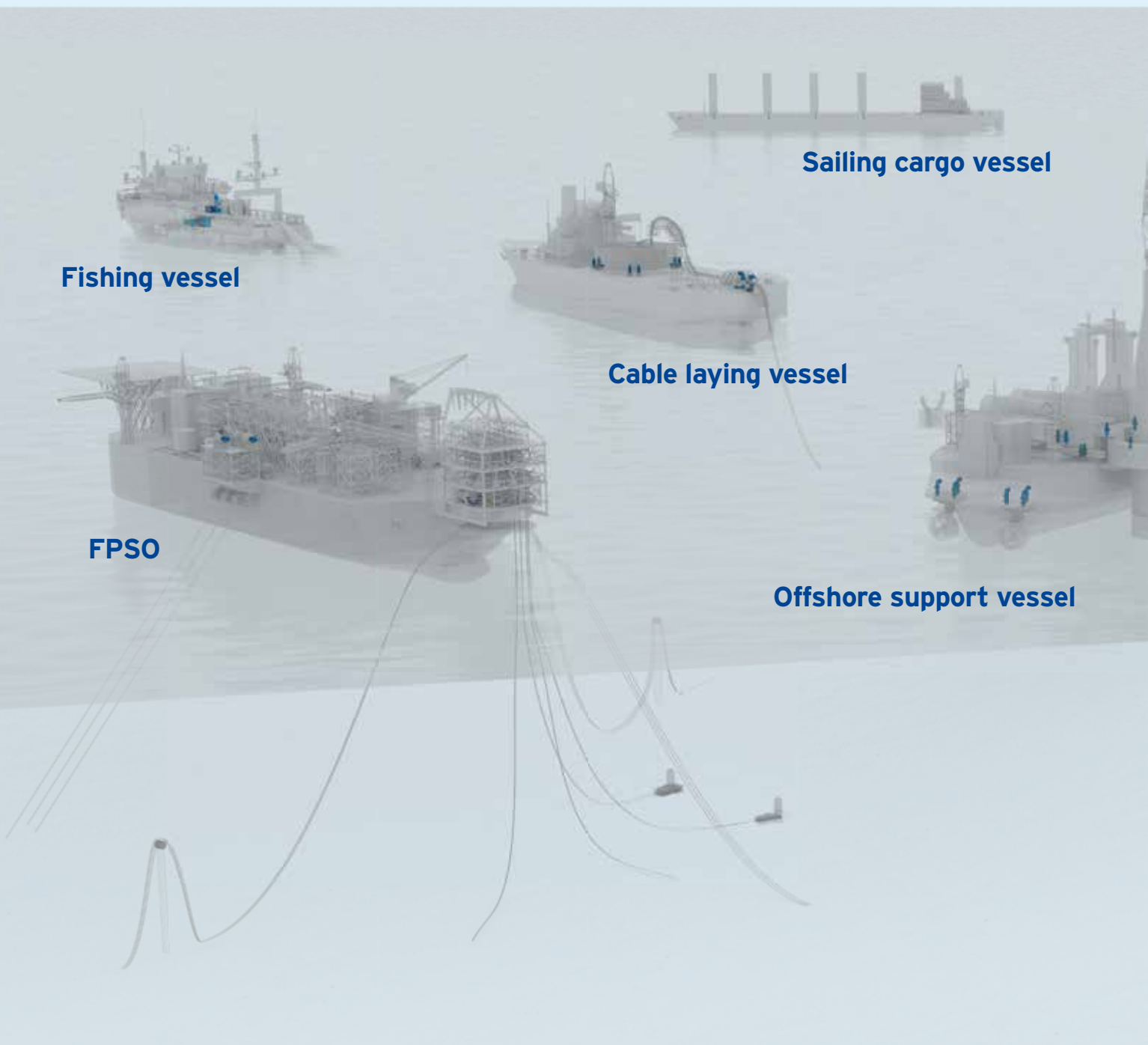
Rossi, with many years of experience in the field of power transmission, is the ideal partner for the construction of onshore and offshore equipment, guaranteeing quality, high performance and efficiency of the products.



Marine



# Offshore overview



**Fishing vessel**

**Sailing cargo vessel**


**Cable laying vessel**

**FPSO**

**Offshore support vessel**



Scan the QR code to  
watch the video




**Pipe laying vessel**

# Cable laying vessel equipment

**Carousel drive**

**Cable laying tensionner**

**Capstan drive**



**Helical gearmotor G series**



**Planetary EP series**



# Offshore support vessel

**Deck cranes**

**Pile gripper**

**Azimuth thruster**

**Fall pipe equipment**




**Slewing drives EPS series**

**Helical gearmotor G series**

# Sailing cargo vessel

## Sail orientation system



Slewing drives EPS series




# Fishing vessel

**Net drum winches**

**Anchor & Mooring winches**

**Sweepline winches**

**Capstan**



**Bevel helical gearmotor G series**




**Helical gear reducer H series**

# Pipe-laying vessel

Deck cranes

Pipe tensionner






**Bevel helical planetary combined unit**


# FPSO equipment

**Mooring winches**

**Riser pull-in winches**


**Auxiliary winches**





**Slewing drives EPS series**

# Port equipment



**Passengers boarding bridge**

**Ship loader**





Scan the QR code to  
watch the video



**Ship To Shore**

**Ship unloader**



# Passenger boarding bridge

Hoisting

Trolley



Bevel helical gearmotor G series



Planetary gearmotor EP series

# Ship To Shore

**Hoisting**

**Traveling**

**Trolley**



**Bevel helical gearmotor G series**



**Helical gear reducer H series**

# Ship loader (dry bulk material)

**Belt conveyor**

**Turret slewing drive**

**Trolley**



**Helical & Bevel helical G series**



**Slewing drive EPS series**

# Ship unloader (dry bulk material)


**Belt conveyor**

**Main slewing drive**

**Turret slewing drive**

**Bucket chain conveyor**

**Trolley**



**Bevel helical planetary combined unit**



**Slewing drive EPS series**

### G Series

Helical & bevel helical gear reducers & gearmotors

20 sizes 40 ... 401

Nominal torque ( $M_{N2}$ ) up to 103,000 N m

Transmission ratio ( $i_N$ ) 2 ... 160



#### Features

- Single piece cast or ductile iron housings available. Machine face on all 4 sides
- Wide range of sizes & ratios available
- Suitable for NEMA or IEC motor inputs
- Extended housing design for large center to center distance
- Case carburized gear sets
- Helical gear pairs with ground profile
- Ground GLEASON spiral bevel gear set
- Bell housing for IEC and NEMA motors available
- Bell housing with or without elastic coupling available

#### Benefits

- Modular design allows for flexibility in mounting positions
- Minimum maintenance requirements
- High performance and reliability
- Strength and reliability for heavy duty applications

### H Series

Helical & bevel helical gear reducers

12 sizes 4,000 ... 8,001

Nominal torque ( $M_{N2}$ ) up to 1,000,000 N m

Transmission ratio ( $i_N$ ) 8 ... 315



#### Features

- Ductile iron housing suitable for horizontal or vertical mounting with integral feet
- Horizontal split housing
- 12 sizes available
- Helical gear units with 2 and 3 gear stages
- Bevel helical gear units with 1, 2 and 3 gear stages
- Case carburized gear sets
- Helical gear pairs with ground profile
- Ground GLEASON spiral bevel gear set

#### Benefits

- One of the widest torque range from a single supplier
- Custom solutions available on request
- Short delivery times
- Optimized design for heavy industry applications

## EP Series

### Planetary gear reducers & gearmotors

24 sizes 001 ... 3,000

Nominal torque ( $M_{N2}$ ) up to 3,000,000 N m

Transmission ratio ( $i_N$ ) 3.55 ... to unlimited



#### Features

- Multiple input stages in inline or right angle configurations
- Modular design
- Suitable with NEMA, IEC motors or hydraulic input
- Final stage gear set case carburized & ground with nitriding on internal sun gears
- Cylindrical spur gear with ground profile
- GLEASON spiral bevel gear pairs with ground profile
- Very compact size
- Wide range of accessories and non-standard designs
- Low backlash, enhanced stiffness and heavy duty bearings as a standard
- Improved lubrication system
- Wide range of hydraulic brakes

#### Benefits

- Easy and functional flange, foot, or shaft-mounting design
- High torque transmitted
- Extended range of transmission ratios

## EP Combined Units Series

### Combined planetary gear reducers & gearmotors

24 sizes 001 ... 3,000

Nominal torque ( $M_{N2}$ ) up to 3,000,000 N m

Transmission ratio ( $i_N$ ) according to Customer's requirements



#### Features

- Planetary drives combined with other Rossi products to optimize performances
- Possible combinations with standard Rossi products utilizing planetary drives in conjunction with worm, inline, helical or bevel drive/gearmotors

#### Benefits

- Flexibility and adaptability to specific application needs
- Large thermal capacity
- High torque density
- Unlimited reduction ratios available

### EPS Slewing Series

#### Planetary Slewing drives

10 sizes 007 ... 250

Nominal torque ( $M_{N2}$ ) up to 315,000 N m

Transmission ratio ( $i_N$ ) 12.5 ... 2,800

Excellent specific series from the standard EP series

##### Additional features

- 10 modular sizes
- 3 different output supports: Dual pilot flange (R), Dual compact pilot design (S), single pilot flange (H)
- Loose or integral slewing pinions available
- Wide range of hydraulic brakes

##### Additional benefits

- Wide range of drives allows for very high performance while being cost-efficient



### A Series

#### Worm gear reducers & gearmotors

14 sizes 32 ... 250

Nominal torque ( $M_{N2}$ ) up to 8,020 N m

Transmission ratio ( $i_N$ ) 7 ... 16,000

##### Features

- Universal mounting with integral feet on the housing and B14 flanges
- Rigid and precise cast iron single piece housing
- Forced ventilation for high thermal power dissipation (size > 100)
- Worm wheels made of nickel bronze with high performance capability. High load capacity and wear resistance
- Wide range of accessories and non-standard designs

##### Benefits

- Universal mounting positions
- High performance and reliability
- Smooth and precise running, reduced and constant backlash
- Noiselessness and constant performance even in the hardest applications






## iFIT Series

Helical inline gearmotors

8 sizes iC 27 ... iC 97

Nominal torque ( $M_{N2}$ ) up to 3,350 N m

Transmission ratio ( $i_N$ ) 3.4 ... 290



## iFIT Series

Bevel helical gearmotors

7 sizes iO 37 ... iO 97

Nominal torque ( $M_{N2}$ ) up to 4,870 N m

Transmission ratio ( $i_N$ ) 5.4 ... 197




## iFIT Series

Parallel shaft helical gearmotors

8 sizes iP 27 ... iP 97

Nominal torque ( $M_{N2}$ ) up to 4,870 N m

Transmission ratio ( $i_N$ ) 3,77 ... 281,71



### Features

- Fully interchangeable with market standards
- 100% Italian manufacturing
- Full range with robust cast iron housing
- Gear precision as per DIN/ISO/AGMA 6 or better
- New IE2, IE3 compact electric motors
- High quality sealing solutions
- Round shaped, smooth housing surface
- Higher Torque than competitor brands

### Benefits

- "Plug & Play" with no re-engineering costs
- Superior quality, minimum maintenance
- High performance and reliability: minimum deformation, no gearing misalignment, no vibration, and low noise level
- Energy saving, low noise level, reduced backlash
- Premium efficiency, long lifetime and no oil leakage
- Wash down capability.
- Up to 12% higher torque ratings than market standard



### TX Series

Premium line electric asynchronous three-phase motors and brake motors

Sizes 63 ... 315

Power ( $P_N$ ) 0.06 ... 110 kW

Polarity 2, 4, 6, 8 poles

#### Features

- IEC standard motors
- Protection: IP 55 standard, up to IP 66 on request
- IE3 Energy efficiency
- Standard and safety brake (AC. DC)
- Optional complex executions available (encoders, axial cooling, increased protection, etc.)

#### Benefits

- Compactness and flexibility
- Suitable for running with inverter
- Reduced environmental impact and energy saving



### dDrive Inverter Series

Decentralized Drive

Sizes A, B, C

Rec. motor rating 0.55 ... 7.5 kW

Supply Voltage 3x200V AC...480V AC  
280V DC...680V DC

Rated current 1.7A...16.5A

#### Features

- Decentralized Frequency Inverter
- Designed for Rossi IE2, IE3 electric motors
- Aluminum Housing IP 65
- Sensorless Vector Control
- Safe Torque Off (STO)
- Configurable I/O's board and internal PLC
- A large number of field buses available
- Bluetooth Interface

#### Benefits

- Reduced electric cabinet dimension and cooling systems
- Compact solution of inverter, motor, and gearbox
- Suitable for hard environmental operating conditions
- No need of motor encoder for speed control
- High Safety Performance Level (up to PL E)
- To develop your own dedicated control functions
- Ease integration with existing automation controllers
- Fast and smart inverter parametrization access

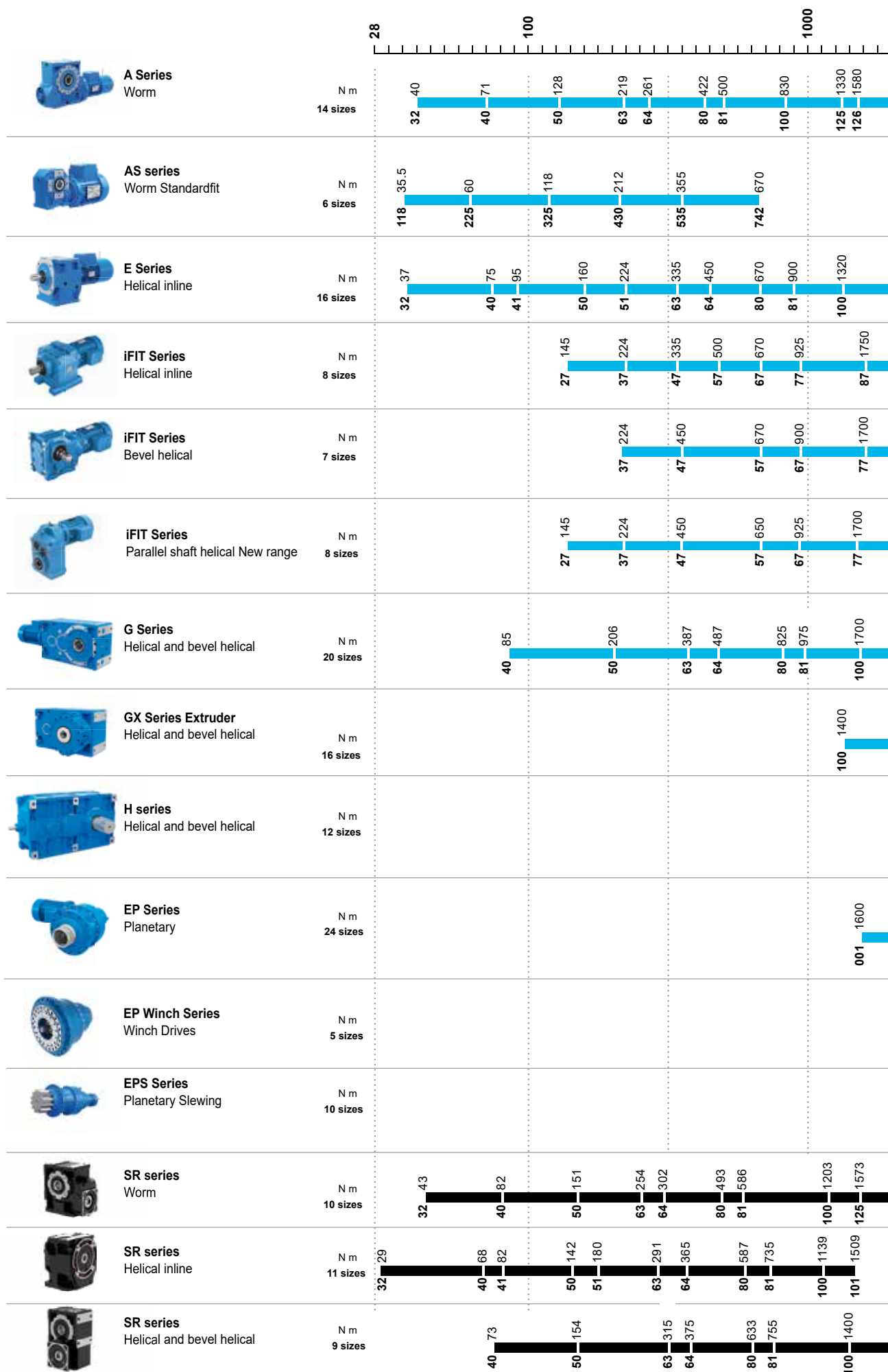
# dDrive

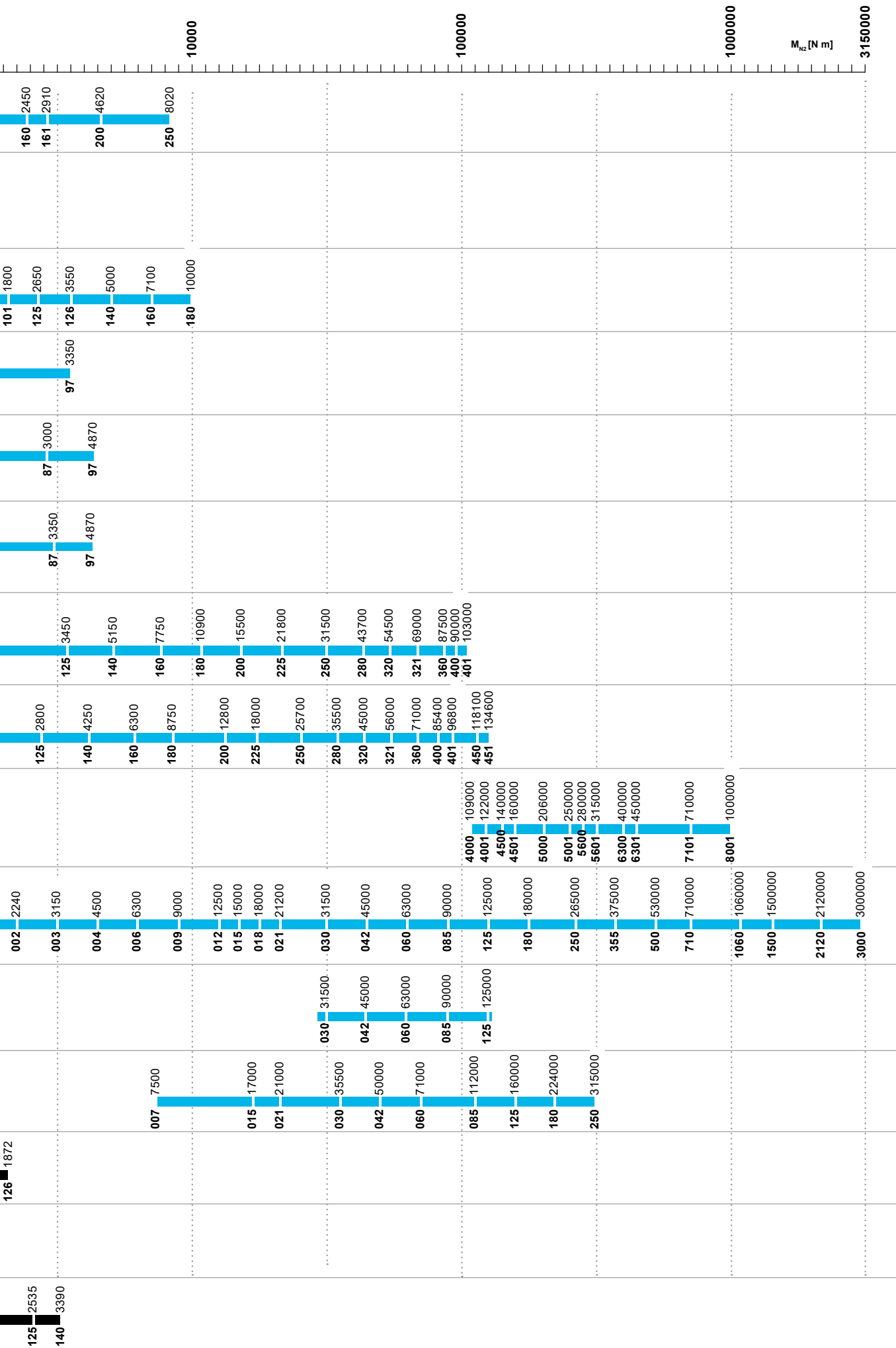






## Gear reducers and gearmotors







## Our references



FPSO - MOORING SYSTEM



SHIP TO SHORE



BULK MATERIAL SHIP LOADER

**We deliver  
reliable  
solutions  
worldwide**



SHIP PASSENGER BOARDING BRIDGE







SHORE



DECK CRANE



PIPE-LAYING VESSEL




BULK MATERIAL SHIP LOADER



CAROUSEL DRIVE



OFFSHORE SUPPORT VESSEL



OFFSHORE SUPPORT VESSEL




# Solutions for an evolving industry

In the global marketplace, our customers, investors, partners value our products and services for two reasons: excellence and reliability. At Rossi we utilize change as a strategic lever for our growth. "Solutions for an evolving industry" fully expresses

our corporate philosophy: We are a flexible and dynamic reality, able to satisfy all requirements of a continuously evolving industrial world, thanks to our innovative solutions.

- Cutting-edge manufacturing
- Specialized housing machining
- Extensive systematic controls
- Experience and know-how
- Excellence and innovation
- Reliable customer support.



# We have a solution for every segment



# Global presence local service



## Local support

Sales, customer service,  
technical support, spare parts



**18 branches\***



**Worldwide distribution network\***



\*All contacts available on [www.rossi.com](http://www.rossi.com)



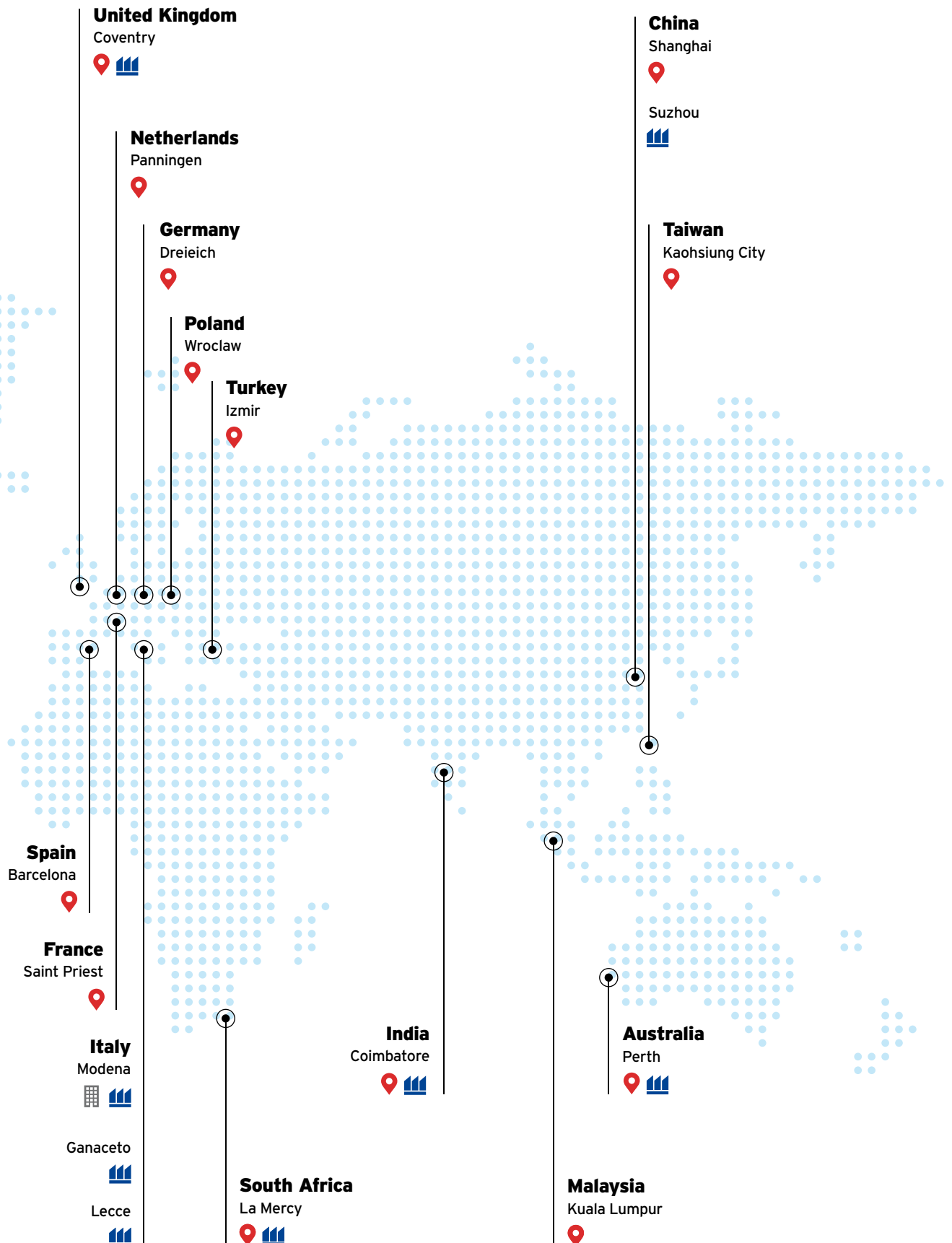
Main offices



Affiliated companies



Production facilities/Assembly plants



Who we are

# Key figures



over

**1,000** people around the world



**5,000** customers worldwide



**70** years of experience



**50** million euros investments in new technologies and methodologies to improve manufacturing efficiency



**18** affiliated companies



**5** production facilities



**8** assembly plants



**18** authorized service centers

## After-sale service



Highly trained mechanics and support teams can ensure a fast and efficient after-sale service providing support worldwide.



Our new space is your gateway to a world of information, assistance, and seamless access to the solutions you need. Whether you're an end user, distributor, or OEM partner you will find a personalized area to explore and manage all things related to your Rossi products.

Visit us at  
**rossi.com**

# Quality

## 3 years warranty\*



Our drive is to innovate and boost operations by manufacturing performing, precise, reliable and high-quality products all over the world. We are always one step forward in offering and developing solutions that can satisfy an unlimited number of application needs, even in the most demanding conditions.

\* As per our warranty terms.

## System certifications

ISO  
9001:2015

ISO  
14001:2015

ISO  
45001:2023

## Product certifications



## Product compliance







**Rossi S.p.A.**  
Via Emilia Ovest 915/A  
41123 Modena - Italy

[info@rossi.com](mailto:info@rossi.com)  
[www.rossi.com](http://www.rossi.com)

© Rossi S.p.A. Rossi reserves the right to make any modification whenever to this publication contents.  
The information given in this document only contains general descriptions and/or performance features  
which may not always specifically reflect those described.

2623.BRO.MAR-24.01-0-EN