



Metal


rossi.com


Rossi

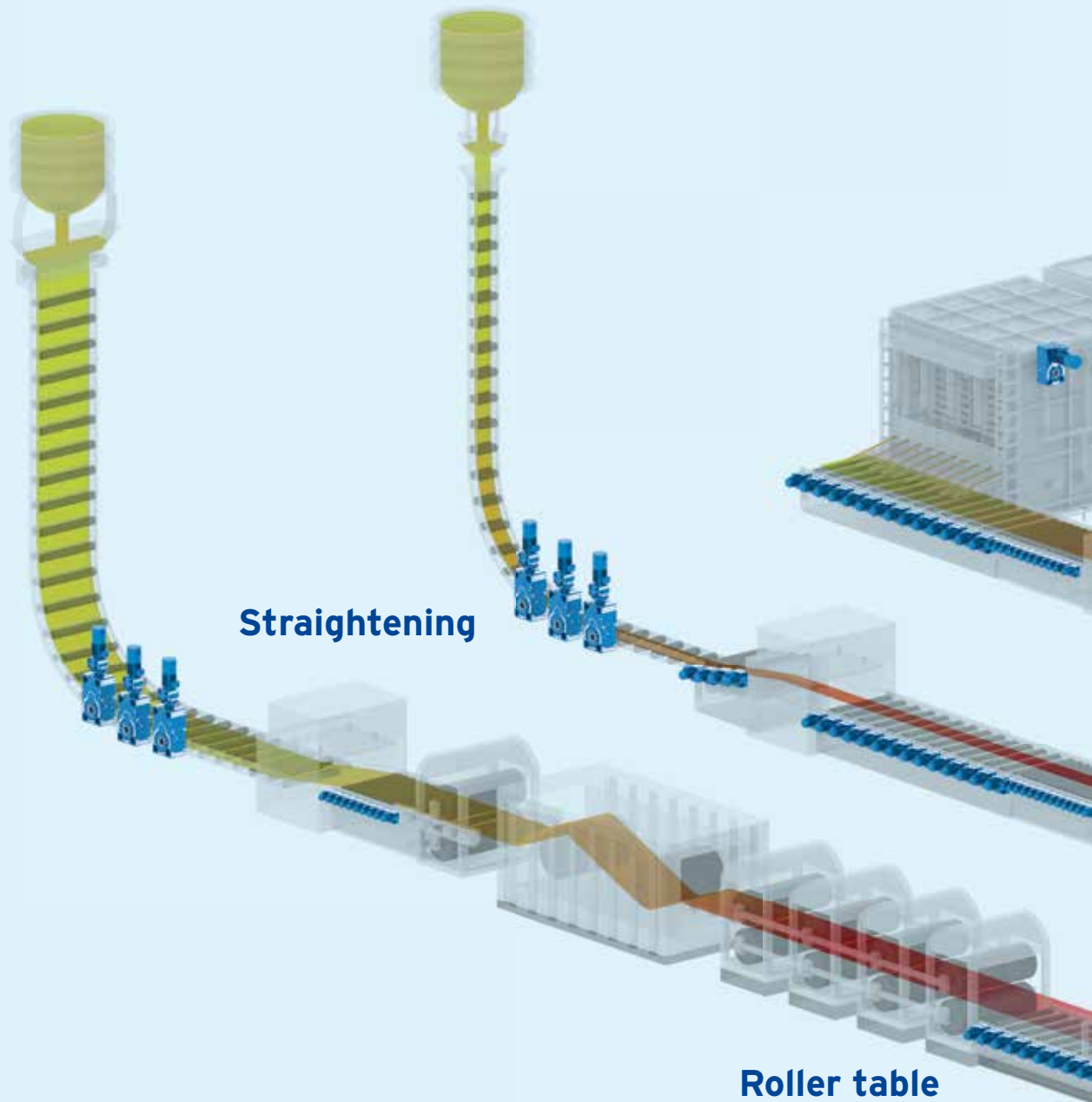
Metal

With 70 years experience in industrial gear unit manufacturing, Rossi supplies strong and reliable gearmotors to metal sector, confirmed by a 3 year standard warranty. In-house designed gearboxes and gearmotors, with several special options, support the Customer in meeting application technical requirements.

Recognized by all major steel manufacturing as well as EPC Companies, Rossi gearmotors have been selected and are running more than 250 plants Worldwide in different applications like roller tables, tunnel furnaces, straighteners, bridles and loopers. A Project Team provides gearmotor selection, datasheets and drawings in a very short time, improving Customer efficiency and project development.




Continuous casting



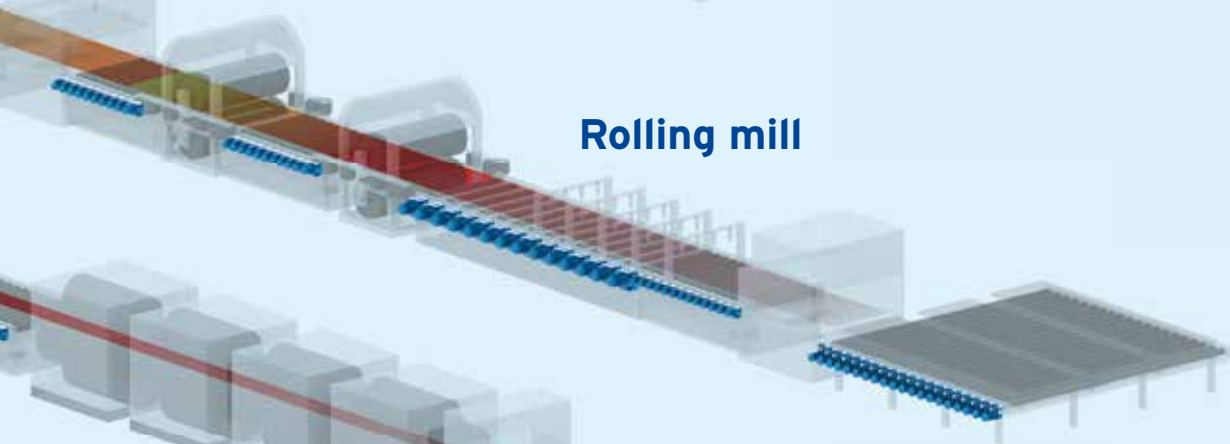


Scan the QR code to
watch the video

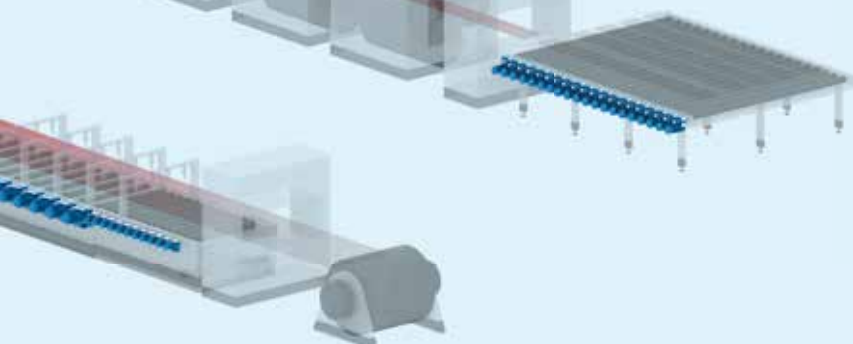
Furnace




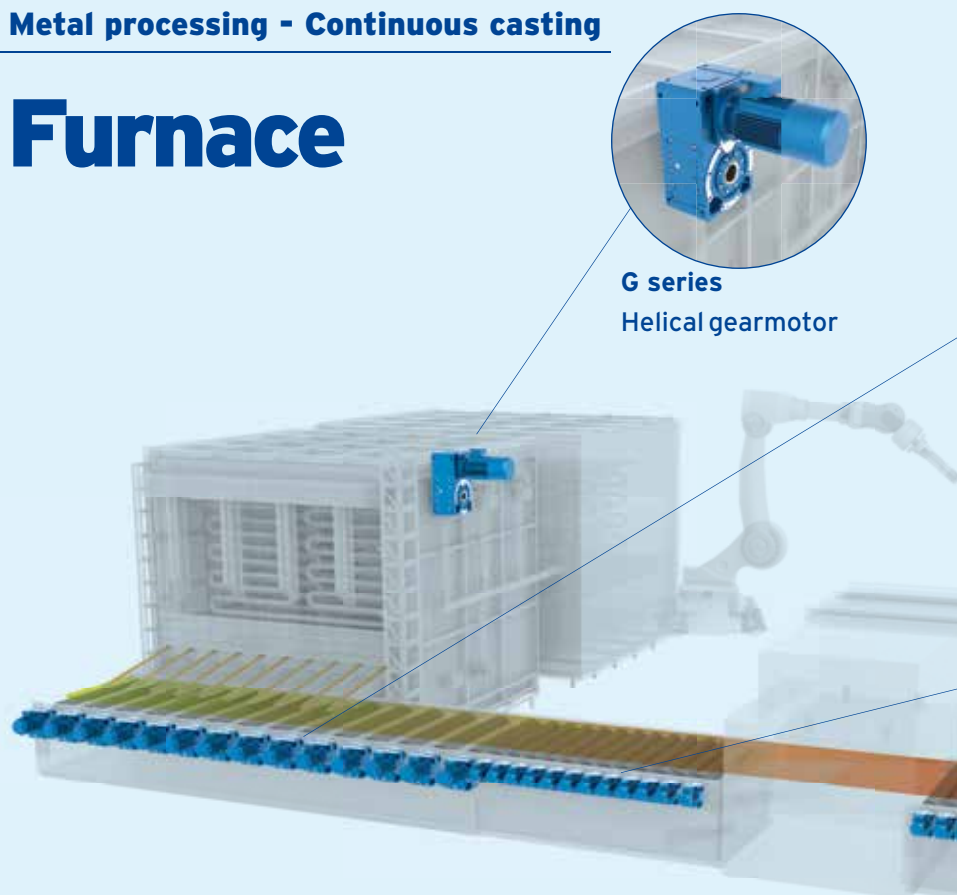
Rolling mill



Cooling bed



Furnace



G series
Helical gearmotor





E series
Coaxial inline gearmotor



E series
Coaxial inline gearmotor

Withdrawal & straightening




G + E series
Combined unit
Coaxial + Helical





E series
Coaxial inline gearmotor

Rolling mill



E series
Coaxial inline gearmotor




E series
Coaxial inline gearmotor

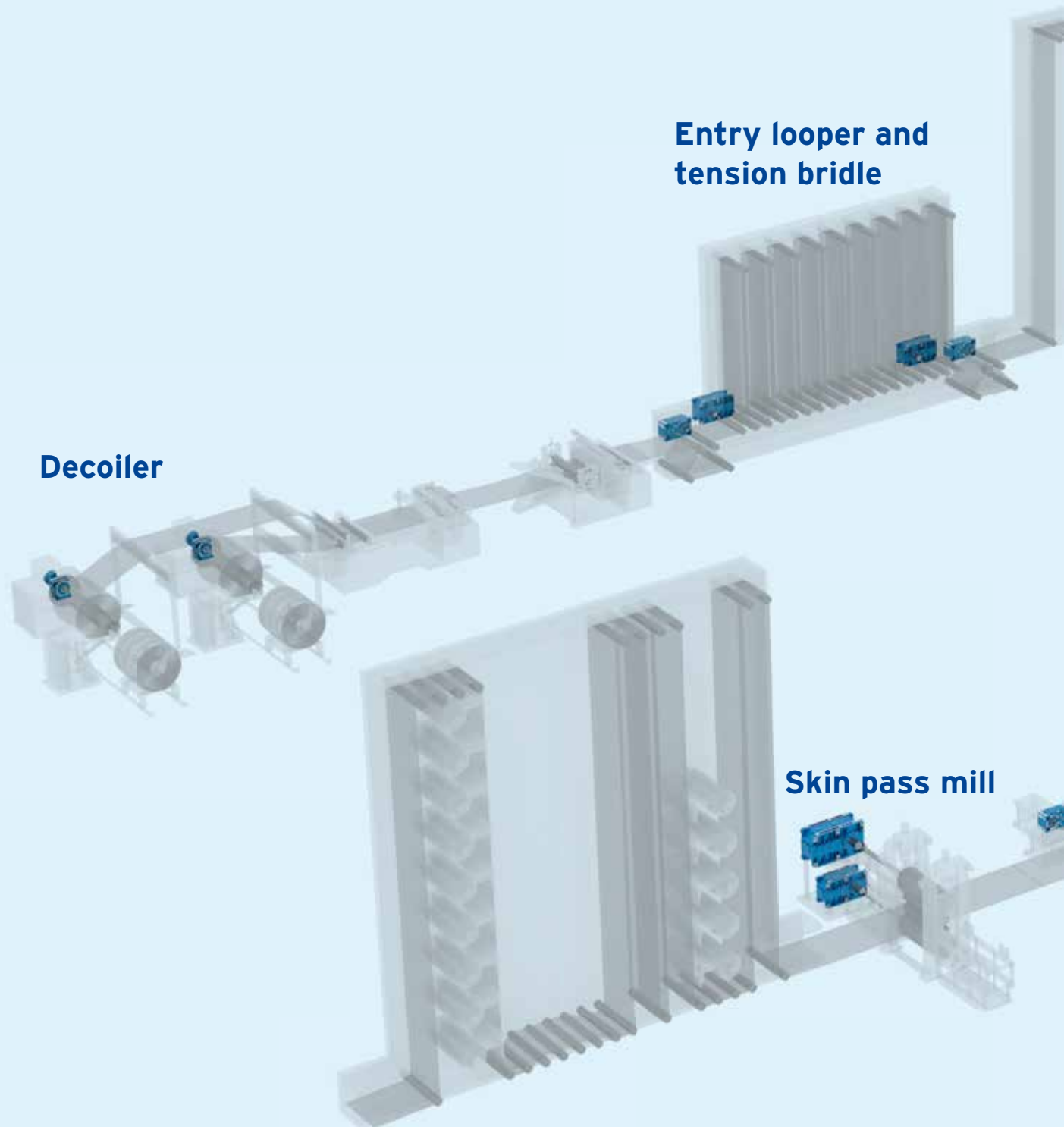
Cooling bed




G series
Helical gearmotor



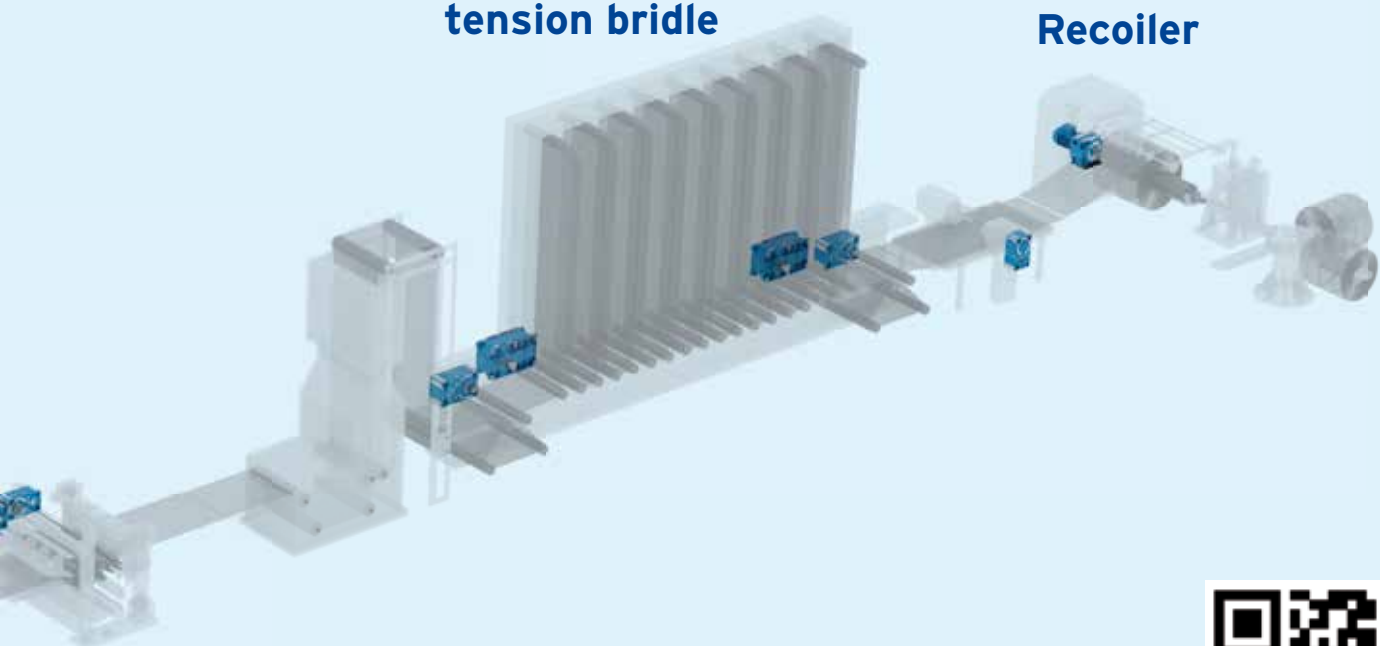
Processing & treatment





**Exit looper and
tension bridle**

Recoiler

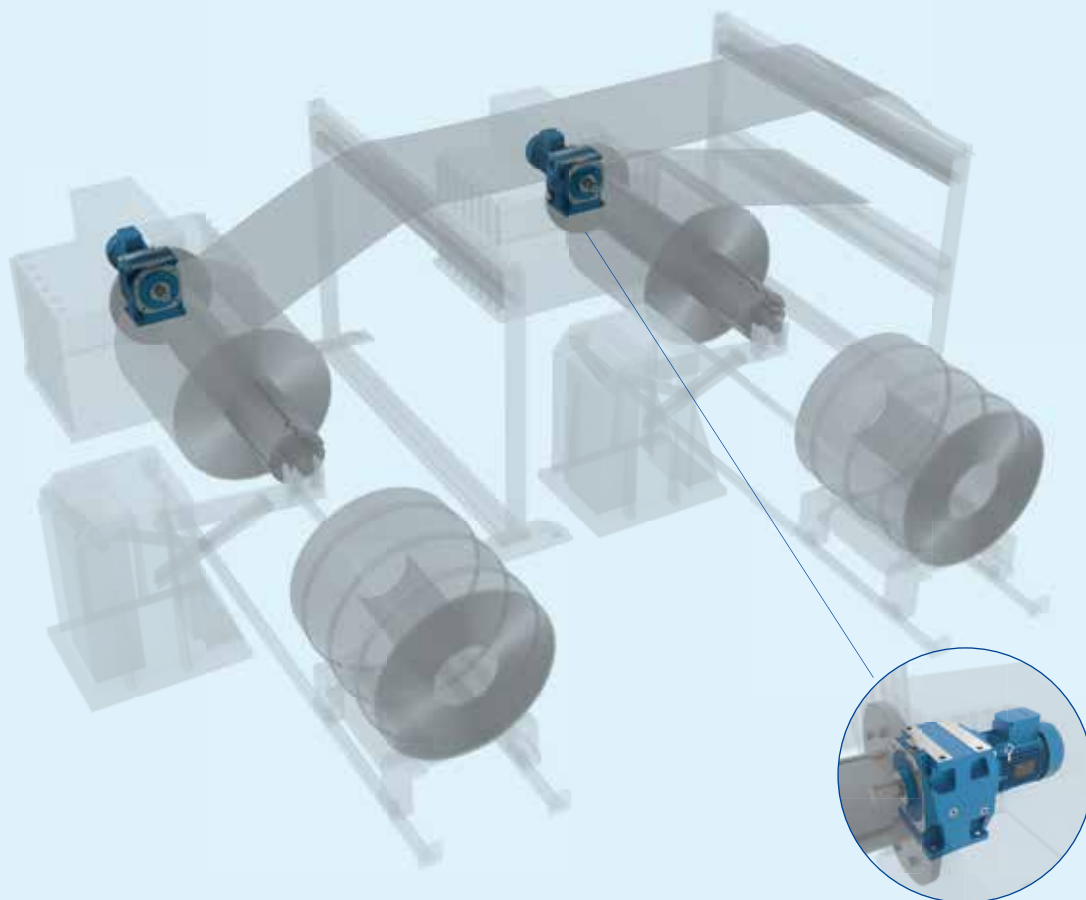


Tension leveler




Scan the QR code to
watch the video

Decoiler/Recoiler




E series
Coaxial inline gearmotor

Looper & bridle

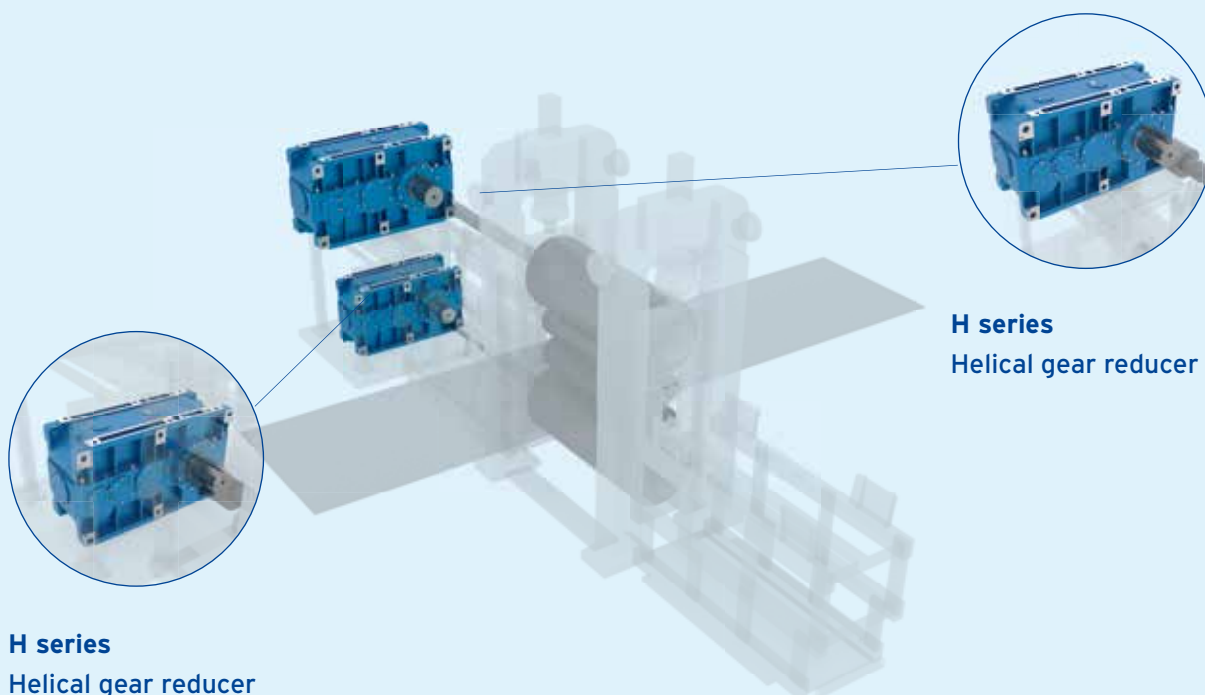


G series
Helical gear reducer




H series
Helical gear reducer

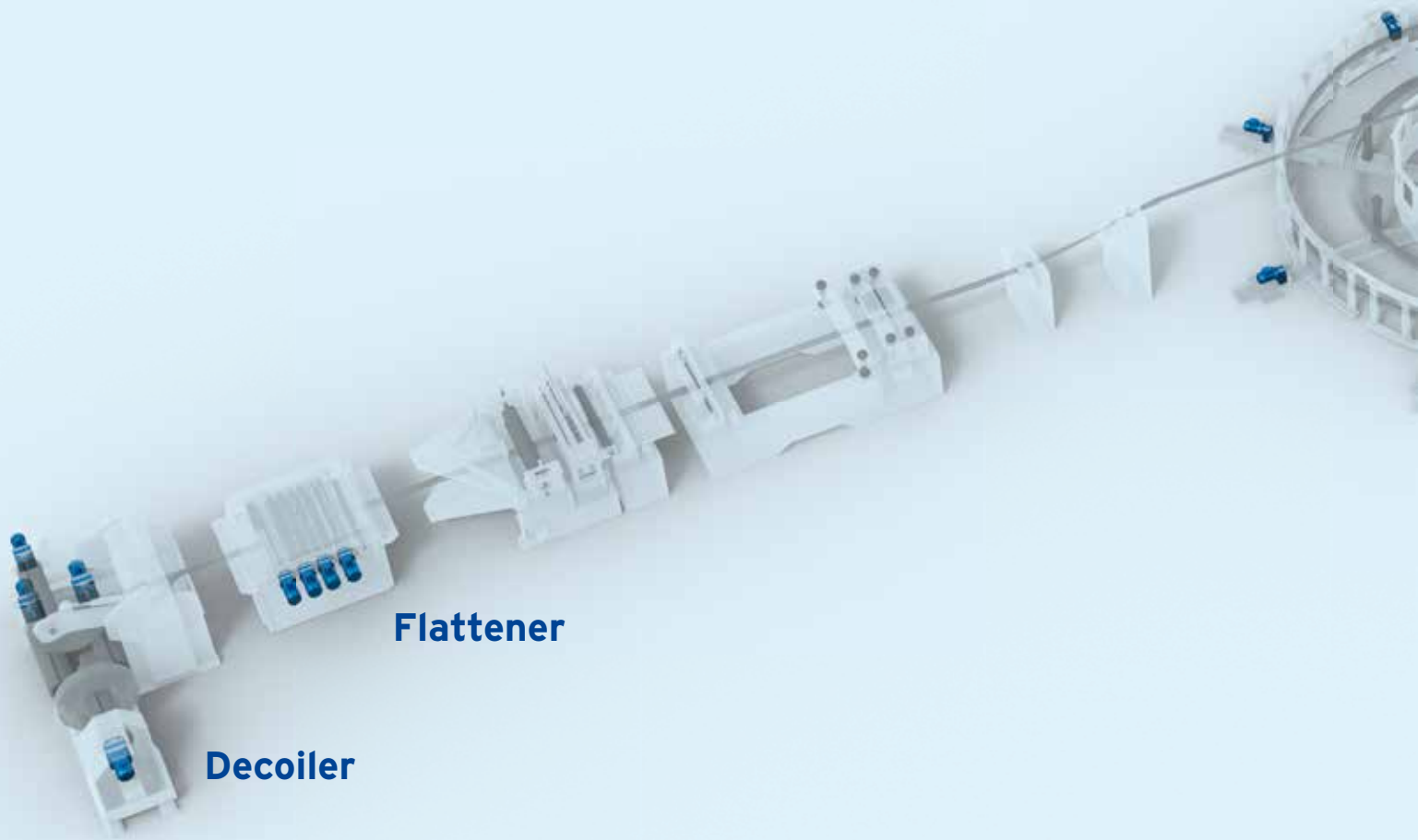
Skin pass mill



Tension leveler




Pipe milling






Scan the QR code to
watch the video




Decoiler



E series
Coaxial inline gearmotor




Flattener

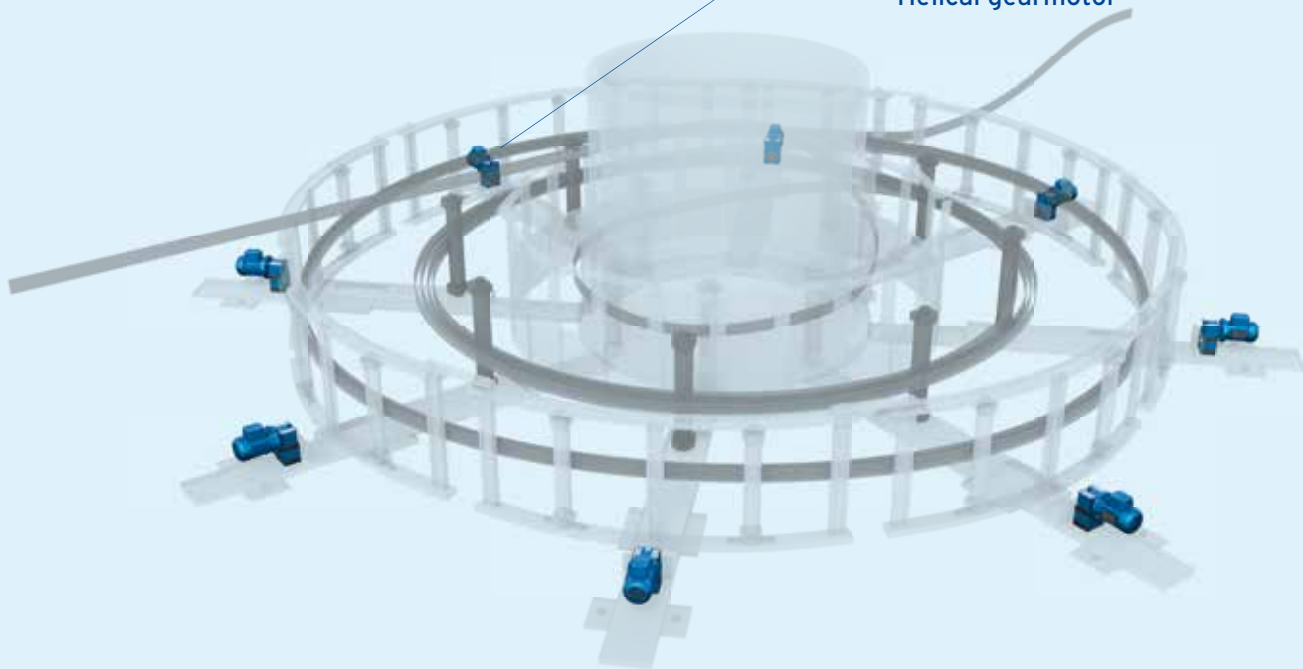


E series
Coaxial inline gearmotor

Accumulator




G series
Helical gearmotor




Pipe mill



EP series
Planetary gear reducer



Wire stranding






Scan the QR code to
watch the video




Stranding machine


Portal pay off



iFit series
Helical inline gearmotor




E series
Coaxial inline gearmotors




G series
Bevel helical gearmotors

Capstains



EP series
Planetary gearmotors

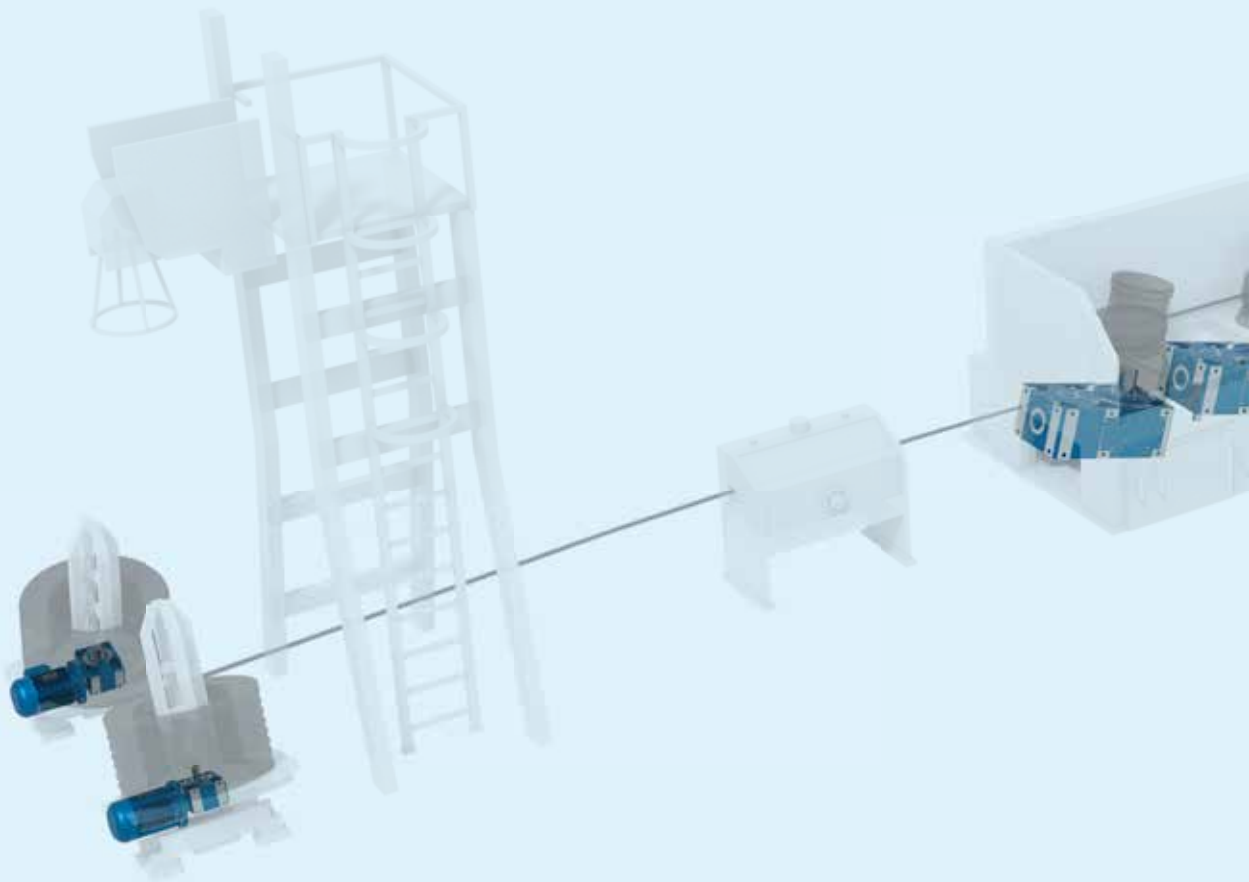
Stranding machine



EP series
Planetary gearmotors

A series
Worm gearmotors


Wire drawing



Pay off



Scan the QR code to
watch the video




Drawing machine

Pay off



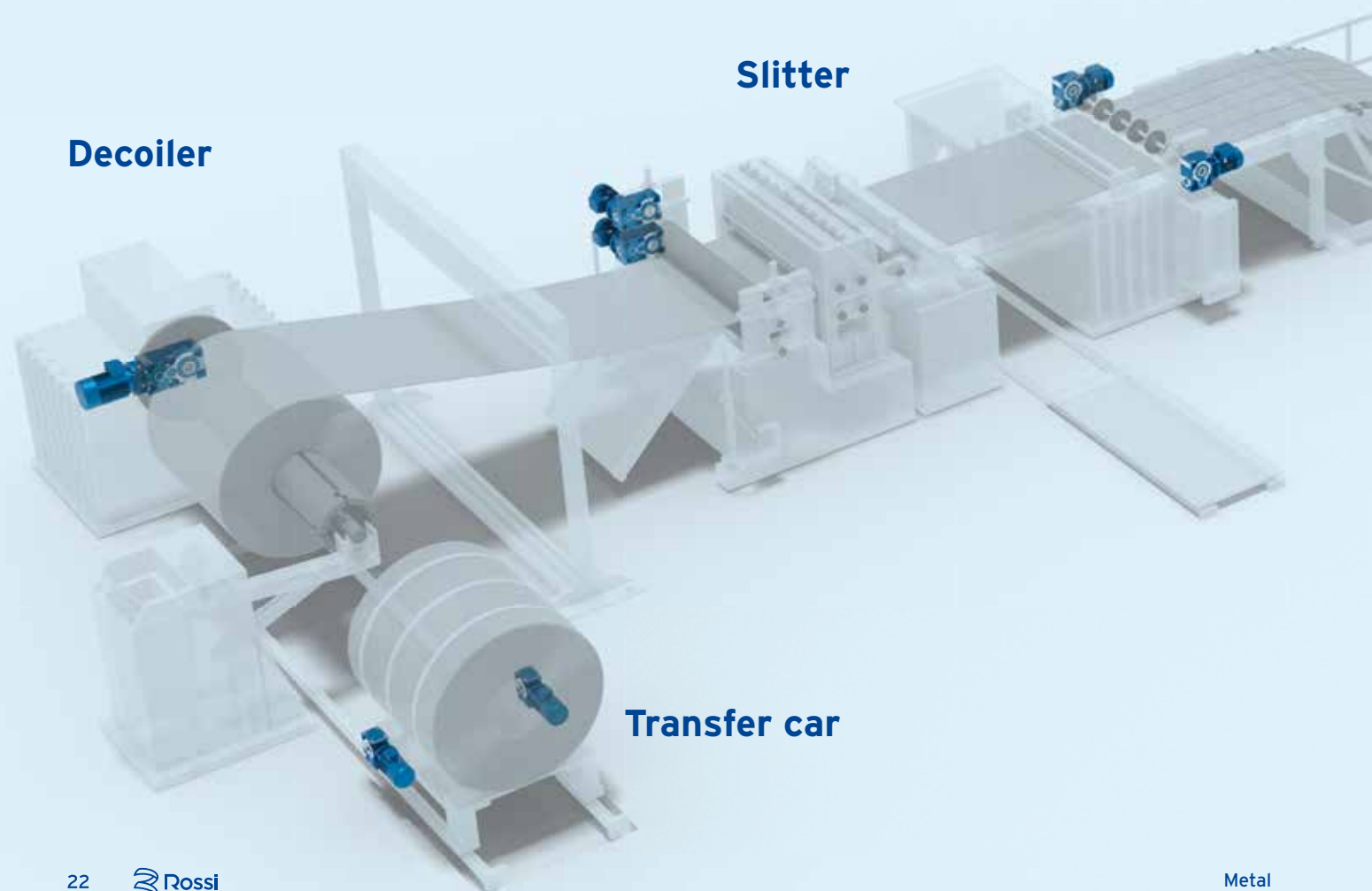
G series
Bevel helical gearmotor

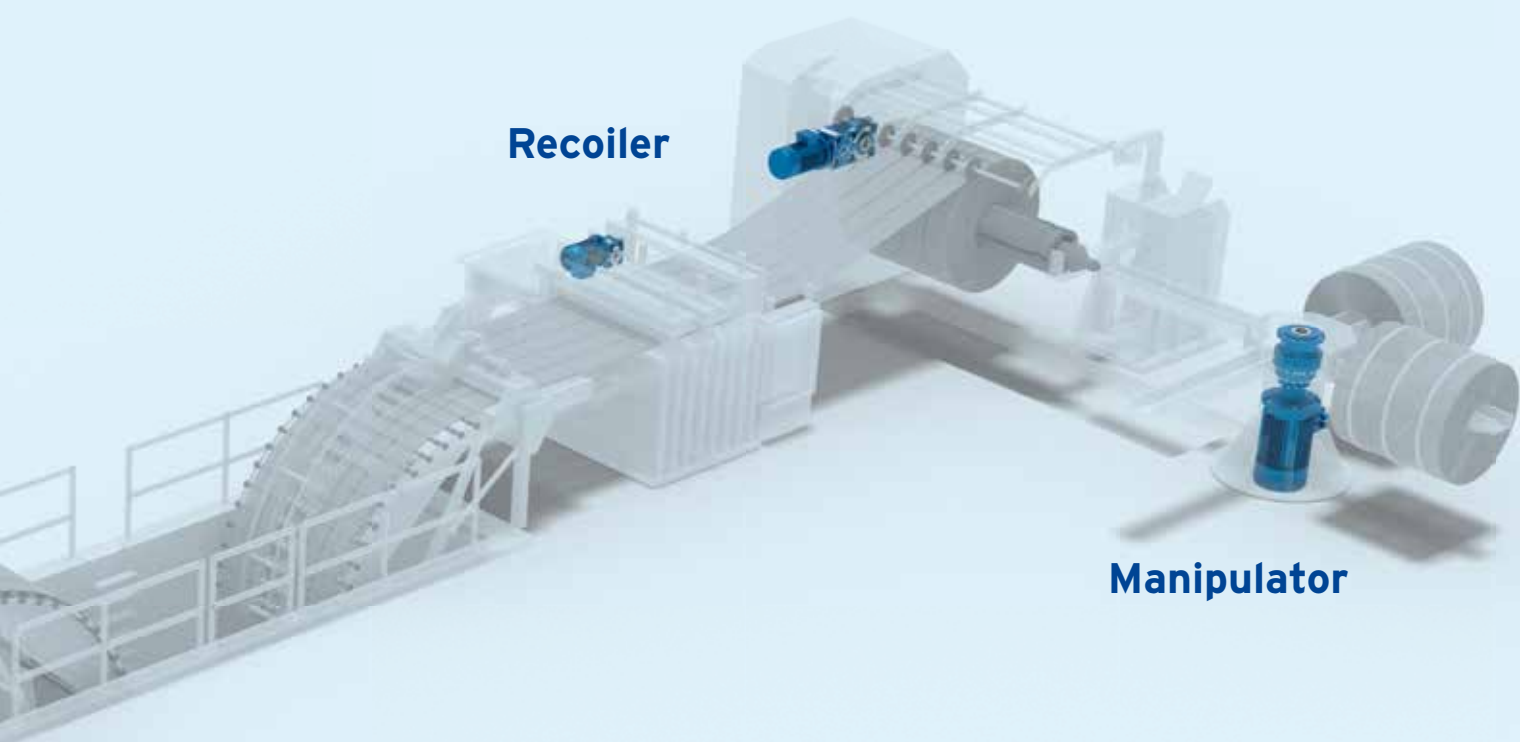
Drawing machine




G series
Helical gear reducer

Slitting

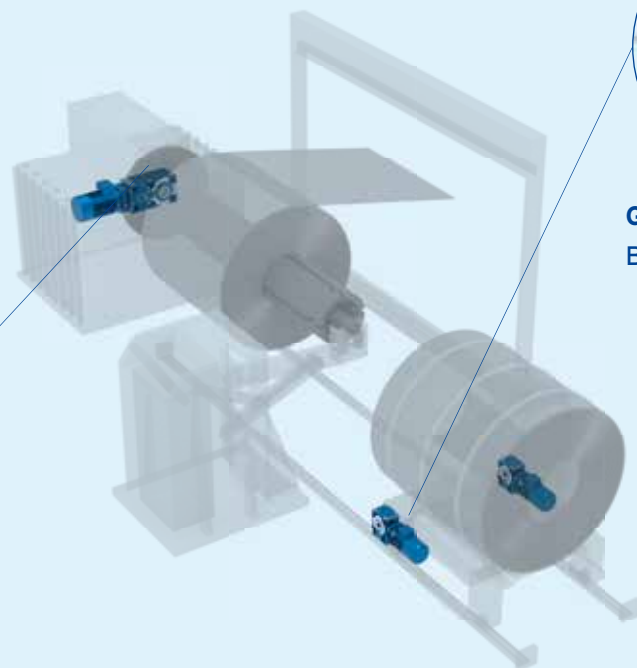




Decoiler



G series
Bevel helical gearmotor

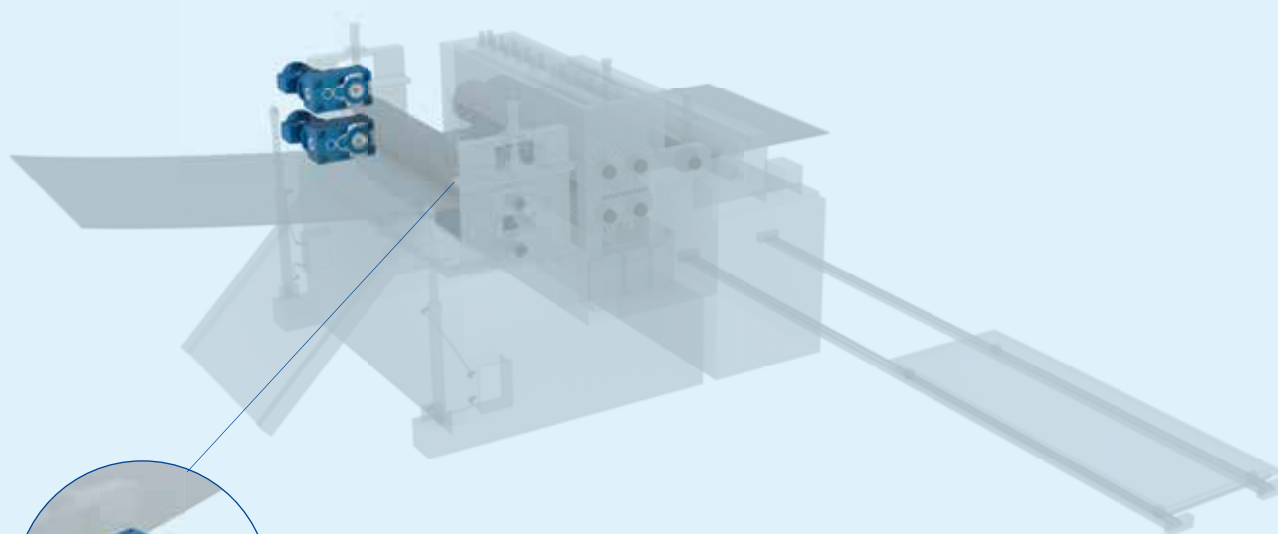


G series
Bevel helical gearmotor

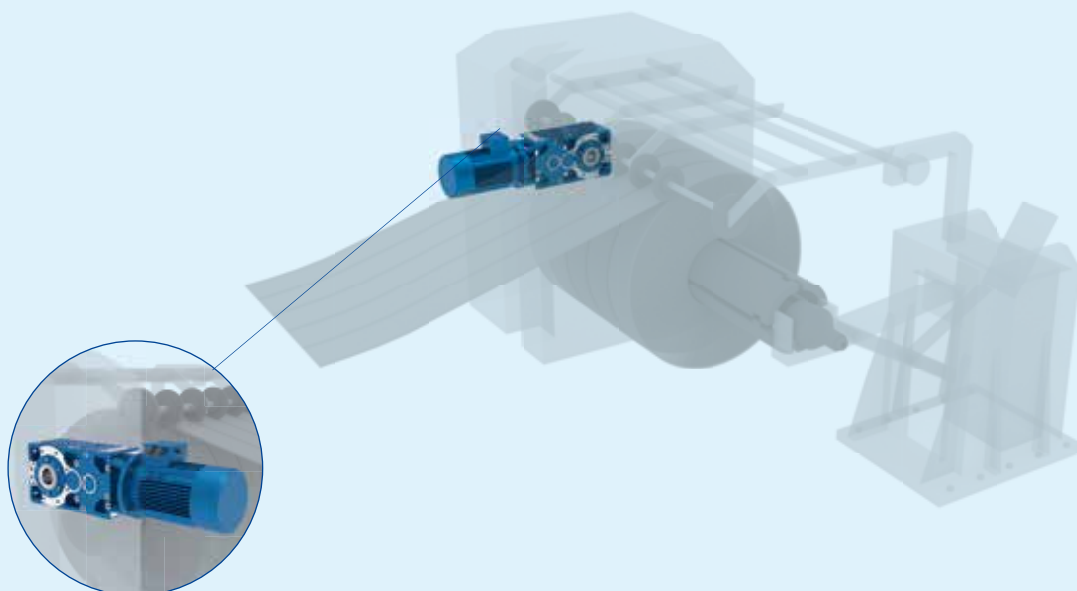
Slitter



G series
Bevel helical gearmotor



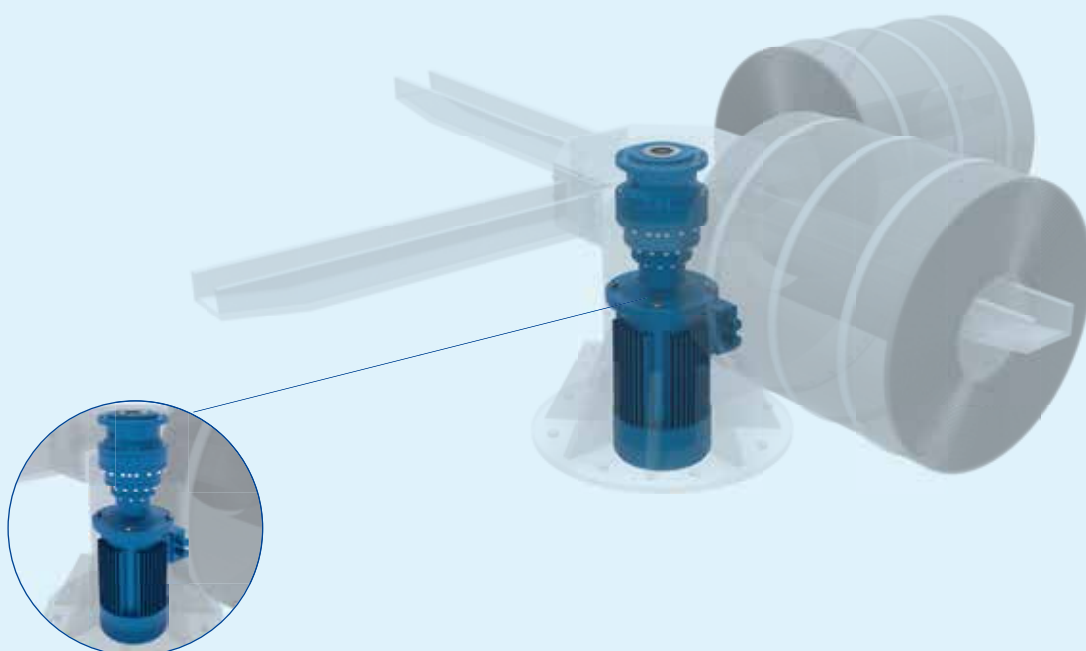
Recoiler



G series

Bevel helical gearmotor

Manipulator

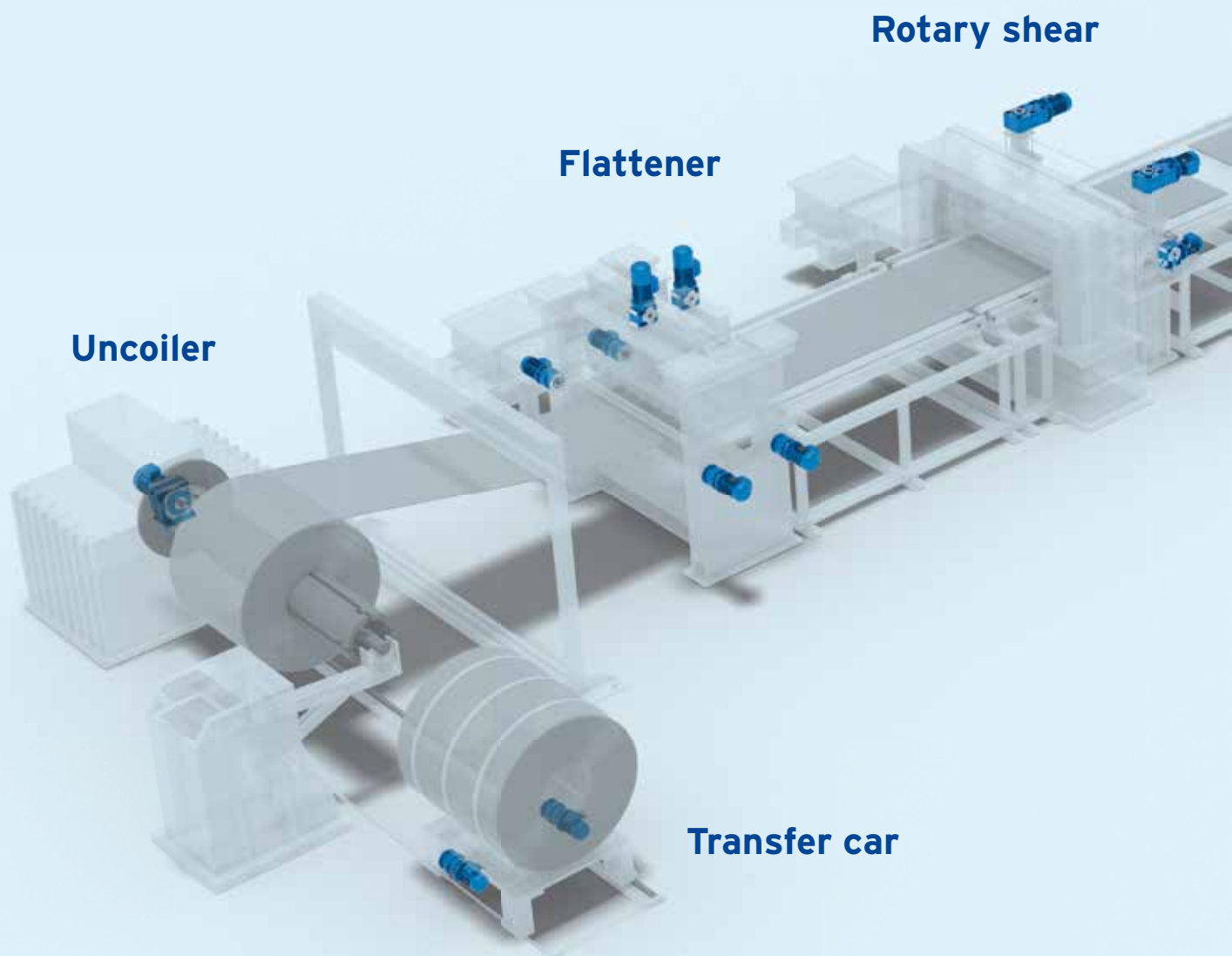


EP series

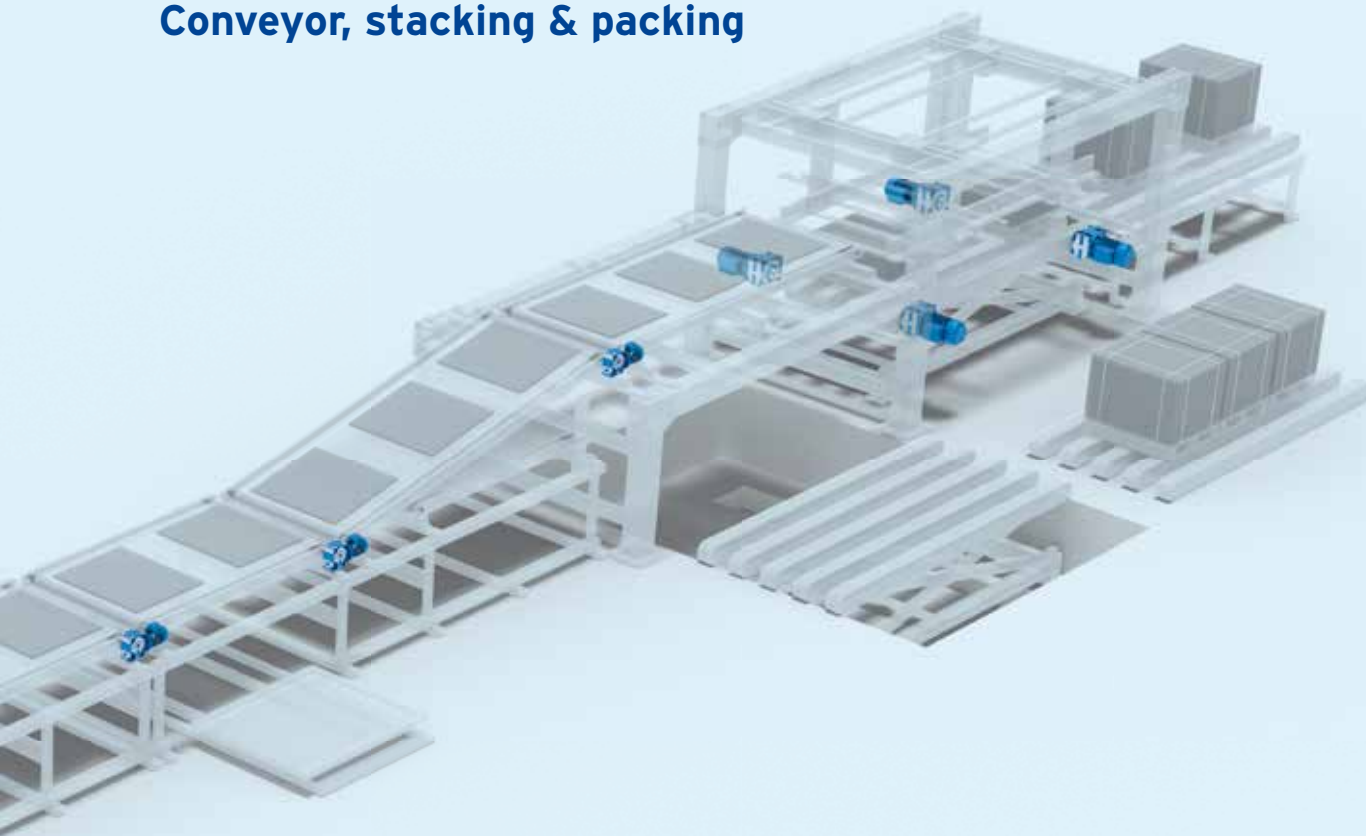
Planetary gearmotor

Metal

Cut to length



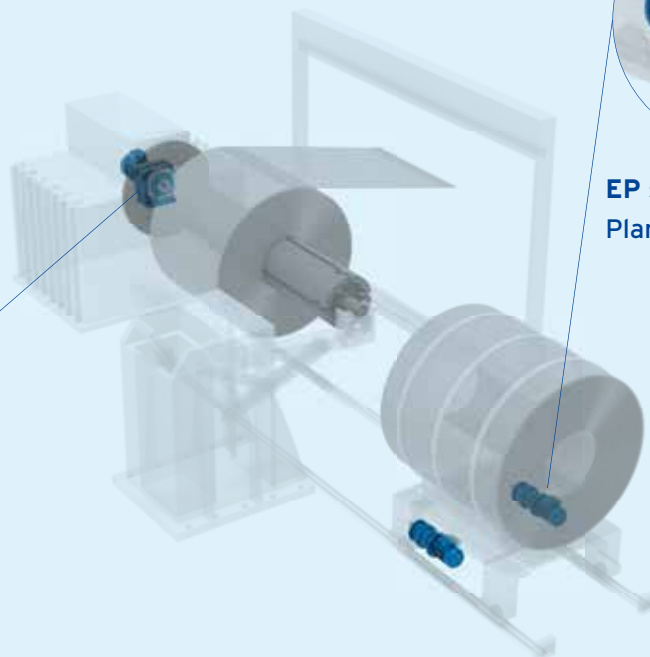
Conveyor, stacking & packing



Uncoiler



E series
Coaxial inline gearmotor




EP series
Planetary gearmotor


Flattener



G series
Bevel helical gearmotor



Rotary shear



G series

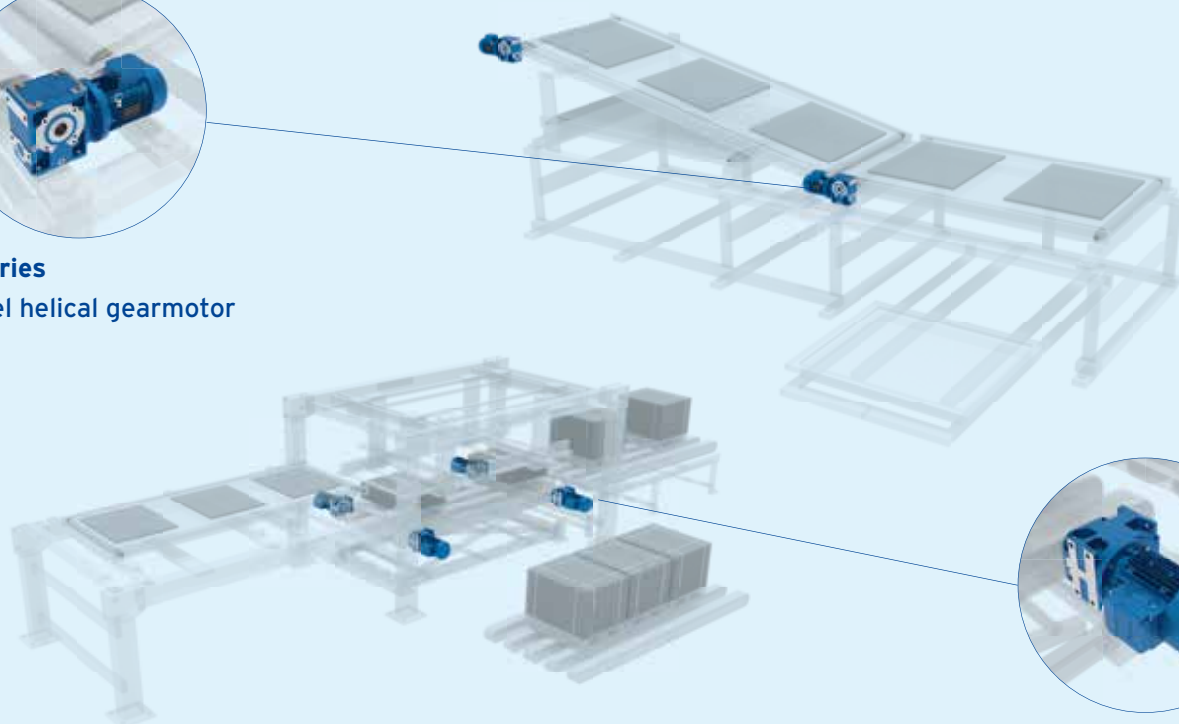
Bevel helical gearmotor

Conveyor, stacking and packing



G series

Bevel helical gearmotor



G series

Bevel helical gearmotor

G Series

Helical & bevel helical gear reducers & gearmotors

20 sizes 40 ... 401

Nominal torque (M_{N2}) up to 103.000 N m

Transmission ratio (i_N) 2 ... 160 (with combo unit max ratio 12.500)

Features

- Single piece housings. Machined face on all 4 sides
- Housings in cast iron (and spheroidal cast iron); on demand ductile iron available
- Wide range of sizes & ratios available
- Direct IEC and NEMA motor input flanges
- Extended housing design for large center to center distance requirements
- Case carburized gear sets
- Helical gear pairs with ground profile
- Ground GLEASON spiral bevel gear set
- Bell housing for IEC and NEMA motors available
- Bell housing with or without elastic coupling available

Benefits

- High power to weight ratio
- Modular design allows for flexibility in mounting positions
- Minimum maintenance requirements
- High performance and reliability
- Strength and reliability for heavy duty applications



H Series

Helical & bevel helical gear reducers

12 sizes 4.000 ... 8.001

Nominal torque (M_{N2}) up to 1.000.000 N m

Transmission ratio (i_N) 8 ... 315

Features

- Universal spheroidal cast iron housing suited for horizontal and vertical mounting having integral feet
- Two-piece housing with stiffening ribs for high structural stiffness and high oil capacity
- 12 sizes, train of gears solutions and non-standard designs
- Helical gear units with 2 and 3 gear stages
- Bevel helical gear units with 1, 2 and 3 gear stages
- Case hardened and hardened gear pairs
- Helical gear pairs with ground profile
- GLEASON spiral bevel gear pairs with ground profile

Benefits

- One of the widest torque range from a single supplier
- Customized solutions on request starting from a standard modular design
- Short delivery times
- Optimized design for heavy industry applications
- Wide range of accessories available



E Series

Coaxial gear reducers & gearmotors

16 sizes 32 ... 180

Nominal torque (M_{N2}) up to 10.000 N m

Transmission ratio (i_N) 4 ... 6.300

Features

- Universal mounting with lower/upper feet and B5 flange integral to the housing
- Rigid and precise cast iron single piece housing with high structural stiffness
- Helical tooth design with ground & carburized gearing
- Wide range of sizes
- Standard IEC motor input adapter

Benefits

- Long life
- Minimum maintenance requirements
- High performance and greater reliability
- Strength and reliability for heavy duty applications



EP Series

Planetary gear reducers & gearmotors

24 sizes 001 ... 3.000

Nominal torque (M_{N2}) up to 3.000.000 N m

Transmission ratio (i_N) 3,55 ... unlimited

Features

- Multiple input stages in inline or right angle configurations
- Modular design
- Suitable with NEMA, IEC motors or hydraulic input
- Final stage gear set case carburized & ground with nitriding on internal sun gears
- Cylindrical spur gear with ground profile
- GLEASON spiral bevel gear pairs with ground profile
- Very compact size
- Wide range of accessories and non-standard designs
- Low backlash, enhanced stiffness and heavy duty bearings as a standard
- Improved lubrication system
- Wide range of hydraulic brakes

Benefits

- Easy and functional flange, foot, or shaft-mounting design
- High torque transmitted
- Extended range of transmission ratios
- Combined units EP + G, planetary + helical available



TX Series

Premium line electric asynchronous
three-phase motors and brake motors

TX Series

Sizes 63 ... 315

Power (P_N) 0,06 ... 110 kW

Polarity 2, 4, 6 poles

Features

- IEC asynchronous three-phase motors
- Light alloy frame
- Light alloy fan *
- Temperature rise class B
- IC 411 - totally enclosed fan cooling (TEFC)
- IC 416 - totally enclosed blower cooled (TEBC) *
- Protection: IP 55 standard, up to IP 66 on request
- DC self braking *
- Incremental or absolute encoder *
- Thermistor type thermal probes 3 x PTC, double series *
- IE3 and IE4 Energy efficiency
- Standard and safety brake (AC. DC)
- Optional executions available (encoders, axial cooling, etc.)

Benefits

- Compactness and flexibility
- Wide voltage range allowed
- UL certified *, NEMA *, EISA *
- Suitable for running with inverter
- Reduced environmental impact and energy saving

* optional



S Series

Heavy duty roller table motors with radial fins

S Series

Sizes 112 ... 250

Power (P_N) 2,8 ... 42 kW

Polarity 4 and 6 poles

Features

- Cast iron frame
- Wire corona resistant and VPI*
- IEC asynchronous three-phase
- IC 410 - totally enclosed not ventilated (TENV)
- Protection: IP 55 standard, IP 65* and IP 66*
- DC self braking *
- Incremental encoder
- Thermistor type thermal probes 3 x PTC, double series *
- Insulation class F (H*)
- Motor heater *

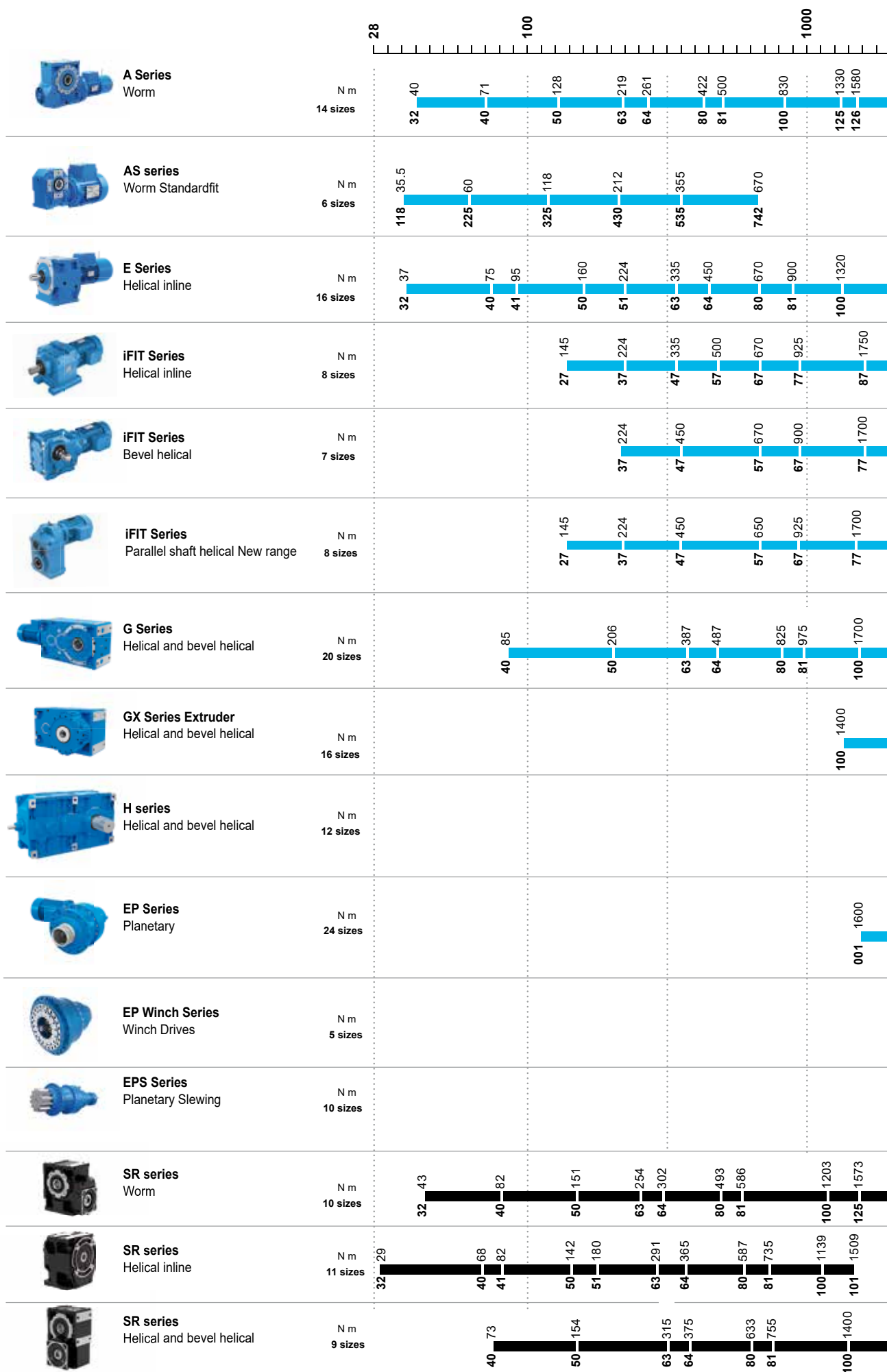
Benefits

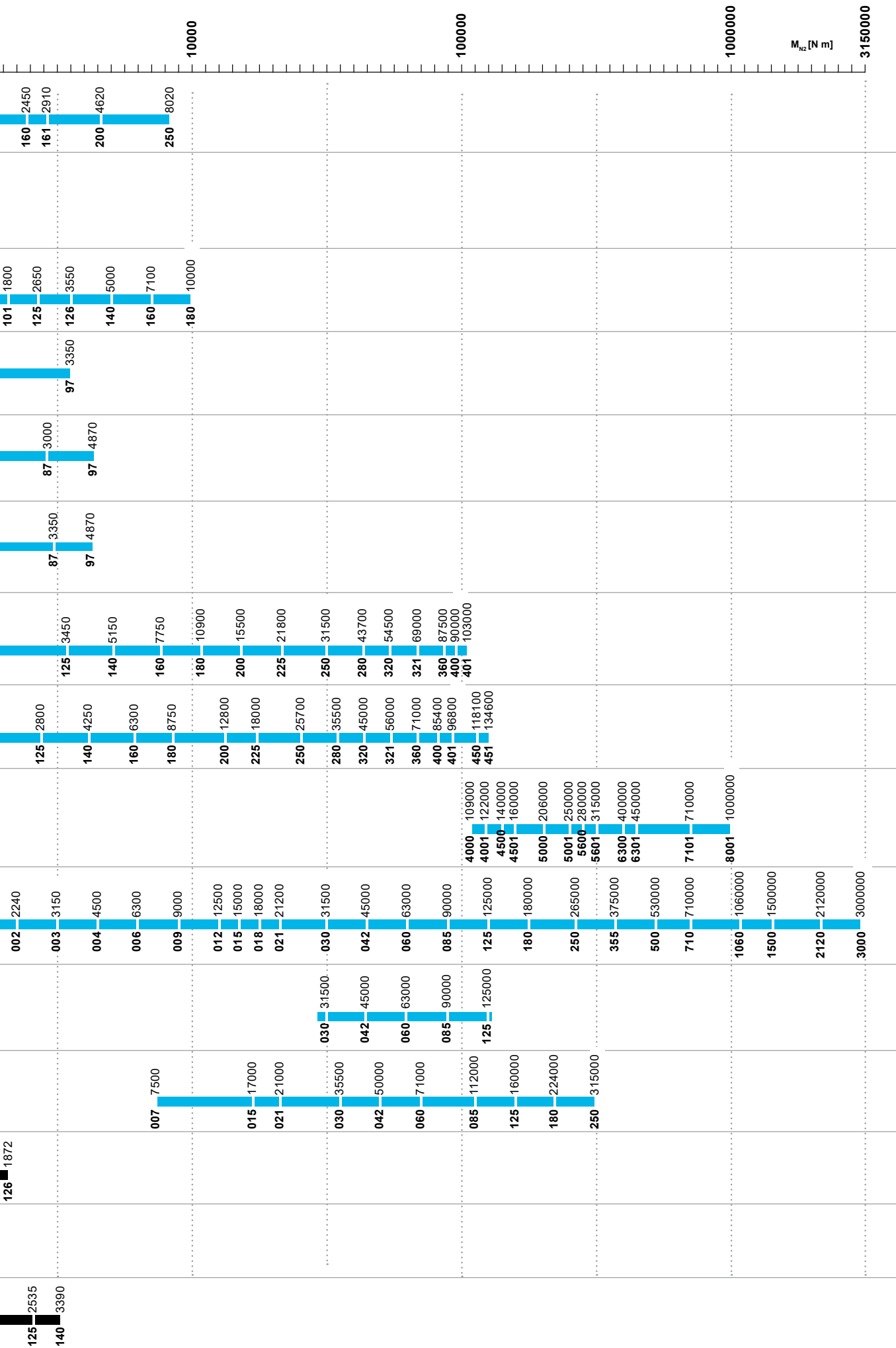
- Specifically designed for heavy industry. in particular roller tables and conveyor roller tables
- Wide voltage range allowed
- UL certified *

* optional



Gear reducers and gearmotors









Our references



**FURNACE ENTRY ROLLER TABLE
COAXIAL E SERIES + MOTOR S SERIES**




**KICK-ON / KICK-OFF MACHINE
HELICAL AND BEVEL HELICAL G AND H SERIES**



**FURNACE EXIT ROLLER TABLE
COAXIAL E SERIES + MOTOR S SERIES**

**We deliver
reliable
solutions
worldwide**



**SHUTTLE FURNACE
COAXIAL E SERIES + MOTOR S SERIES**



**TUNNEL FURNACE
COAXIAL E SERIES + MOTOR S SERIES**



**WITHDRAWAL AND STRAIGHTENING
COMBINED BEVEL G +**



**SEAMLESS PIPE MILL
HELICAL G OR BEVEL EP + MOTOR TX SERIES**



**FURNACE ENTRY ROLLER TABLE
COAXIAL E SERIES + MOTOR TX SERIES**



**ROUGHER MILL APPROACH ROLLER TABLE
COAXIAL E SERIES + MOTOR S SERIES**



**HOT LEVELLER ROLLER TABLE
HELICAL G OR BEVEL EP + MOTOR TX SERIES**



**RAIGHTENING
COAXIAL E + MOTOR TX SERIES**



**ENTRY / EXIT LOOPER - BRIDLES
HELICAL AND BEVEL HELICAL G AND H SERIES**

Solutions for an evolving industry

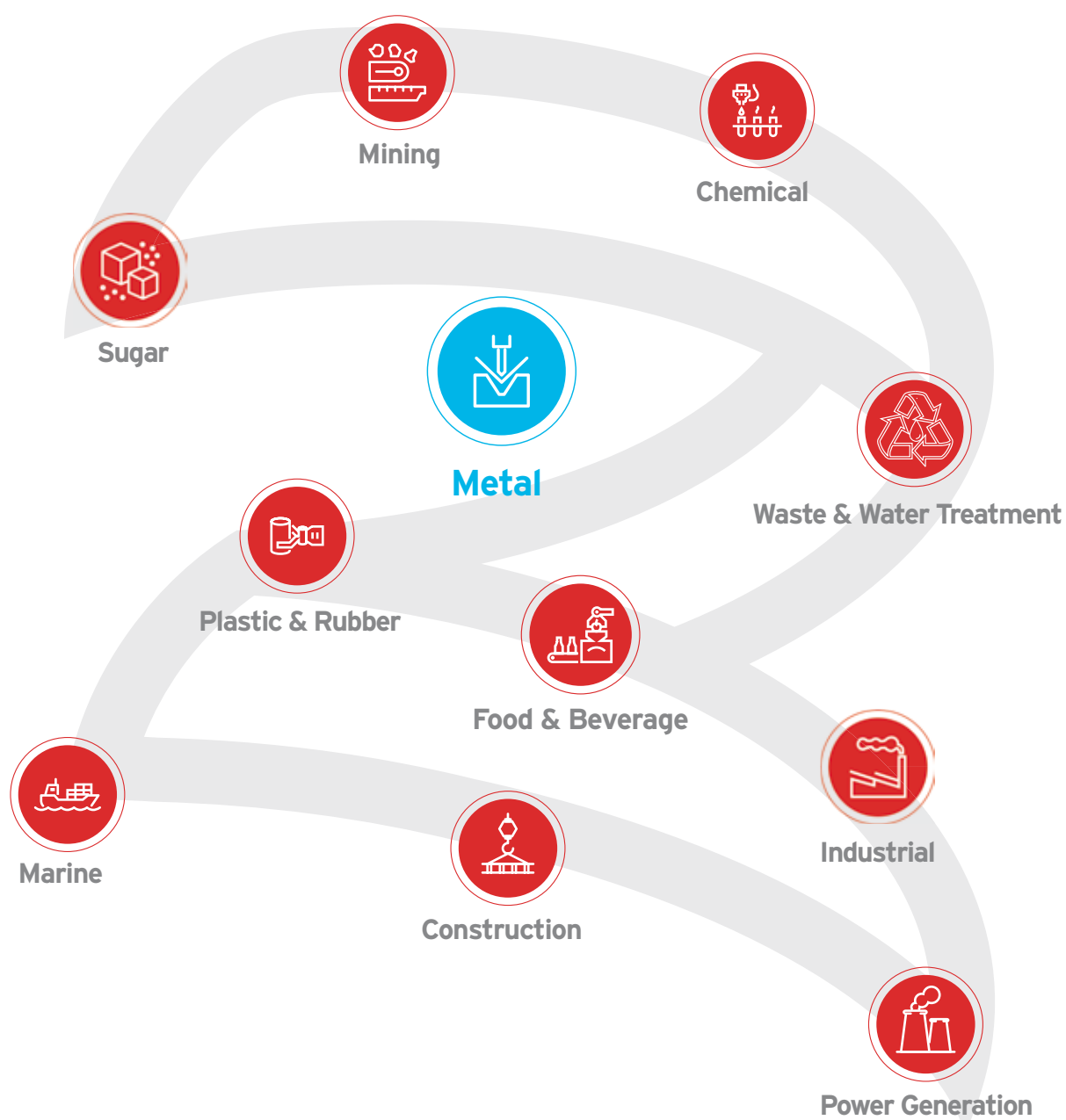
In the global marketplace, our customers, investors, partners value our products and services for two reasons: excellence and reliability. At Rossi, we utilize change as a strategic lever for our growth. "Solutions for an evolving industry" fully expresses

our corporate philosophy: We are a flexible and dynamic reality, able to satisfy all requirements of a continuously evolving industrial world, thanks to our innovative solutions.

- Cutting-edge manufacturing
- Specialized housing machining
- Extensive systematic controls
- Experience and know-how
- Excellence and innovation
- Reliable customer support.



We have a solution for every segment



Global presence local service



Local support

Sales, customer service,
technical support, spare parts



18 branches*



Worldwide distribution network*



*All contacts available on www.rossi.com



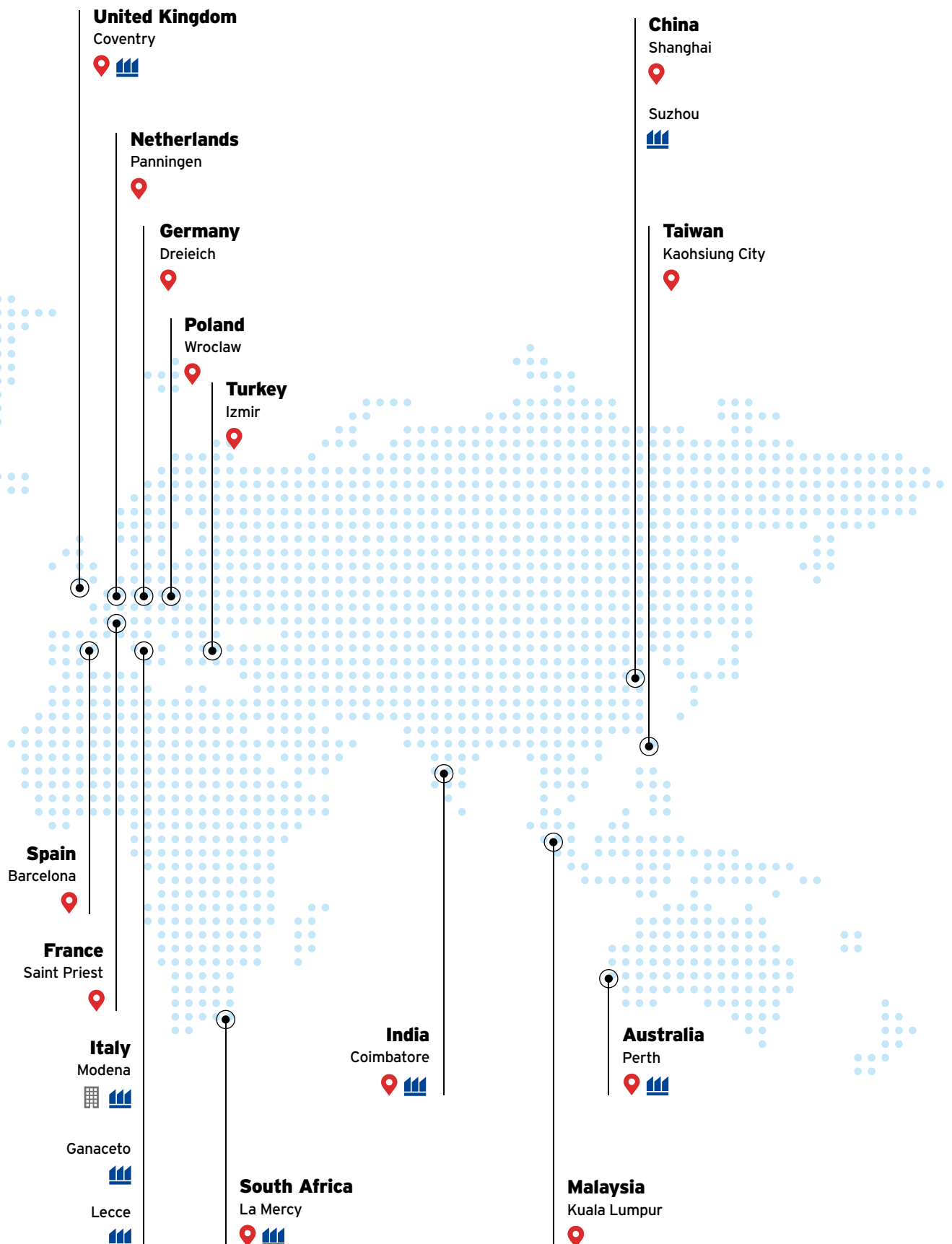
Main offices



Affiliated companies



Production facilities/Assembly plants



Key figures



over

1000

people around
the world



5000

customers
worldwide



70

years of
experience



50

million euros investments
in new technologies and methodologies
to improve manufacturing efficiency



18

affiliated
companies



5

production
facilities



8

assembly
plants



18

authorized
service centers

After-sale service



Highly trained mechanics and support teams can ensure a fast and efficient after-sale service providing support worldwide.



Our new space is your gateway to a world of information, assistance, and seamless access to the solutions you need. Whether you're an end user, distributor, or OEM partner you will find a personalized area to explore and manage all things related to your Rossi products.

Visit us at
www.rossi.com

Quality

3 years warranty*



Our drive is to innovate and boost operations by manufacturing performing, precise, reliable and high-quality products all over the world. We are always one step forward in offering and developing solutions that can satisfy an unlimited number of application needs, even in the most demanding conditions.

* As per our warranty terms.

System certifications

ISO
9001:2015

ISO
14001:2015

ISO
45001:2023

Product certifications





Solutions for
an evolving
industry

Rossi S.p.A.
Via Emilia Ovest 915/A
41123 Modena - Italy

info@rossi.com
www.rossi.com

© Rossi S.p.A. Rossi reserves the right to make any modification whenever to this publication contents.
The information given in this document only contains general descriptions and/or performance features
which may not always specifically reflect those described.

2618.BRO.MET-24.04-0-EN